

FILED

NOV 09 2023

CRAIG COUNTY
2023-2024
ESTIMATE OF NEEDS
AND FINANCIAL STATEMENT OF THE
FISCAL YEAR 2022-2023

STATE AUDITOR & INSPECTOR

BOARD OF COUNTY COMMISSIONERS OF
THE COUNTY OF CRAIG
STATE OF OKLAHOMA

Two copies of this Financial Statement and Estimate of Needs should be filed with the County Clerk not later than August 17 for all Counties. After approval by the Excise Board and the levies are made, both statements should be signed by the appropriate Board Members. One complete signed copy must be sent to the State Auditor and Inspector, 2300 N. Lincoln Blvd., State Capital, Room 123, Oklahoma City, OK 73105. If publication may not be had by date required for filing, affidavit and proof of publication are required to be attached within five days after date of filing.

THE 2023-2024
ESTIMATE OF NEEDS

AND

FINANCIAL STATEMENT OF THE
FISCAL YEAR 2022-2023

PREPARED BY TURNER & ASSOCIATES, PLC
SUBMITTED TO THE CRAIG COUNTY
EXCISE BOARD THIS 12 DAY OF November 2023

BOARD OF COUNTY COMMISSIONERS

Chairman [Signature]

County Clerk [Signature]

Commissioner [Signature]

Commissioner [Signature]

Treasurer [Signature]

Assessor [Signature]

Court Clerk [Signature]

Sheriff [Signature]



Craig

Index Page

Exhibit A	County General	1
Exhibit D	County Highway Unrestricted	12
Exhibit E	Health	20
Total Exhibit G's		28
Total Exhibit I's		35
I-1103	County Bridge and Road Improvement	36
I-1204	Assessor Revolving Fee	37
I-1208	County Clerk Lien Fee	38
I-1209	County Clerk Records Management and Preservation	39
I-1211	Court Clerk Payroll	40
I-1212	Emergency Management	41
I-1213	Flood Plain	42
I-1217	Juvenile Detention	43
I-1218	Local Emergency Planning Committee	44
I-1220	Resale Property	45
I-1221	Reward Fund	46
I-1223	Sheriff Commissary	47
I-1225	Sheriff Forfeiture	48
I-1226	Sheriff Service Fee	49
I-1230	Treasurer Mortgage Certification	50
I-1232	Sheriff Drug Buy	51
I-1235	County Donations	52
I-1251	Opioid Abate	53
I-1425	REAP Revolving	54
I-1529	Special Revenue County Assigned	55
I-1566	American Rescue Plan Act 2021	56
I-1571		0 57
Total Exhibit I.ST's		59
I.ST-1305	Courthouse Improvement Sales Tax	60
Total Exhibit M's		61
M-7205	Law Library	62
M-7206	Drug Court	63
M-7207	Mental Health Court Program	64
M-7210	Court Clerk Preservation	65
M-7211	Misdemeanor Drug Recovery	66
M-7402	Excess Resale	67
M-7408	Tax Refunds	68
M-7501	Estray Animals	69
M-7508	Change Fund	70
M-7605	Educational Trust	71
M-7702	Independent School Remit	72
M-7703	Municipal-City-Town Remit	73
M-7704	Emergency Medical Service District (EMS-522) Remit	74
M-7706	Career Tech Remit	75
Exhibit W		77
Exhibit X		79
Exhibit Y		81
Exhibit Z		85

CRAIG COUNTY
2023-2024
ESTIMATE OF NEEDS
AND FINANCIAL STATEMENT OF THE
FISCAL YEAR 2022-2023

CRAIG COUNTY, STATE OF OKLAHOMA

To the County Excise Board of said County and State, Greeting:-

Pursuant to the requirements of 68 O.S. 1991 Section 3002, we submit herewith for your consideration, the within statement of the fiscal condition of the County of Craig, State of Oklahoma, for the fiscal year beginning July 1, 2022 and ending June 30, 2023, together with an itemized statement of the estimated needs thereof for the fiscal year beginning July 1, 2023 and ending June 30, 2024. The same have been prepared in conformity to Statute, in relation to which be it further noted that:

1. We, the members of the Board of County Commissioners of said County and State, do hereby certify that the statements herein submitted show the true and correct conditions of the fiscal affairs of said County for the fiscal year ending June 30, 2023, that said statements comprise a "full and accurate statement of the assessments, receipts and expenditures of the preceding year, made out in detail under separate heads" as required by 19 O.S. 1991 Section 345; that said preparation was had at an official session of said Board, begun on the first Monday in July, 2023 pursuant to the provisions of 68 O.S. 1991 Section 3002.
2. And we further certify that the estimates of the several amounts necessary for current expenses for the fiscal year beginning July 1, 2023 and ending June 30, 2024 as shown under "Schedule 8" were prepared and filed with the Board of County Commissioners as of the first Monday in July 2023, that the same have been correctly entered, and that all estimates made are entered as certified by Department Heads for the respective purposes herein set out. We further certify that the sums requested for salaries of county officers and the deputies are calculated and based upon authority of salary statutes currently effective and applicable in this county.
3. We further certify that the estimated income from sources other than ad valorem tax, shown on "Schedule 4", may reasonably be expected to be collected as a revenue during the ensuing fiscal year, and is not in excess of the 90% of the amounts collected for the same sources during the fiscal year ending June 30, 2023.

Dated at the office of the County Clerk, at Vinita, Oklahoma,
this 6 day of November, 2023.

[Signature]
Chairman

[Signature]
Commissioner

[Signature]
Treasurer

[Signature]
Court Clerk

[Signature]
County Clerk

[Signature]
Commissioner

Assessor

[Signature]
Sheriff



Filed this 6 day of November, 2023
Secretary and Clerk of Excise Board, Craig County, Oklahoma.

Independent Accountant's Compilation Report

Honorable Board of County Commissioners

Craig County, Oklahoma

Management is responsible for the accompanying 2022-2023 prescribed financial statements as of and for the fiscal year ended June 30, 2023, and the 2023-2024 Estimate of Needs (SA&I form 2631R97) and the Publication Sheet (SA&I form 2631R97) for Craig County, included in accompanying prescribed form. We have performed a compilation engagement in accordance with Statements on Standards for Accounting and Review Services promulgated by the Accounting and Review Services Committee of the AICPA. We did not audit or review the prescribed financial statements, estimate of needs and publication sheet nor were we required to perform any procedures to verify the accuracy or completeness of the information provided by management. Accordingly, we do not express an opinion, a conclusion, nor provide any form of assurance on these prescribed financial statements.

The prescribed financial statements, estimate of needs and publication sheets forms are presented in accordance with the requirements prescribed by the Office of the Oklahoma State Auditor and Inspector per 68 OS § 3003.B as defined by 68 OS § 3004-3011 and are not intended to be a complete presentation of the County's assets and liabilities.

This report is intended solely for the information and use of management of Craig County, Oklahoma, the Excise Board of Craig County Oklahoma and for filing with the State Auditor and Inspector and is not intended to be and should not be used by anyone other than these specific parties.

TURNER & ASSOCIATES, PLLC


TURNER & ASSOCIATES, PLLC

AFFIDAVIT OF PUBLICATION

STATE OF OKLAHOMA, COUNTY OF CRAIG

Personally appeared before me, the undersigned Notary Public,
Tammy Malone County Clerk of the County and State aforesaid, who
being first duly sworn according to law, deposes and says: That he/she complied with the law by having
the financial statement for the fiscal year ending June 30, 2023, and the estimated needs and the
estimated income from sources other than ad valorem taxes, for the fiscal year beginning July 1, 2023 and
ending June 30, 2024 published in one issue of the Vinita Daily Journal a legally-qualified newspaper
published - of general circulation, in said county (strike inapplicable phrase) a copy of which together
with proof of publication is herewith attached marked Exhibit "Z" and made a part of hereof.

Tammy Malone
County Clerk



Subscribed and sworn to before me this 16 day of November, 2023.

[Signature]
Notary Public

8-16-25
My Commission Expires

CHELSEY PIPER
NOTARY PUBLIC - STATE OF OKLAHOMA
MY COMMISSION EXPIRES AUG. 16, 2025
COMMISSION # 17007602

This page intentionally left blank.

COUNTY GENERAL COVERING THE PERIOD 7/1/2022 TO 6/30/2023
ESTIMATE OF NEEDS FOR 2023-2024

EXHIBIT A

Schedule 1, Current Balance Sheet - June 30, 2023	
	Amount
ASSETS:	
Cash Balance June 30, 2023	\$ 3,661,802.39
Investments	\$ -
TOTAL ASSETS	\$ 3,661,802.39
LIABILITIES AND RESERVES:	
Warrants Outstanding	\$ 165,137.57
Reserve for Interest on Warrants	\$ -
Reserves From Schedule 8	\$ 37,338.17
TOTAL LIABILITIES AND RESERVES	\$ 202,475.74
CASH FUND BALANCE JUNE 30, 2023	\$ 3,459,326.65
TOTAL LIABILITIES, RESERVES AND CASH FUND BALANCE	\$ 3,661,802.39

Schedule 2, Revenue and Requirements for 2022-2023		
	Detail	Total
REVENUE:		
Adjusted Cash Balance June 30, 2022	\$ 2,765,414.28	
Cash Fund Balance Transferred From Prior Years	\$ 11,991.90	
All Ad Valorem Tax Apportioned	\$ 1,073,297.85	
Miscellaneous Revenue Apportioned	\$ 3,667,678.27	
TOTAL REVENUE		\$ 7,518,382.30
REQUIREMENTS:		
Claims Paid by Warrants Issued	\$ 4,021,717.48	
Reserves From Schedule 8	\$ 37,338.17	
Interest Paid on Warrants	\$ -	
Reserve for Interest on Warrants	\$ -	
TOTAL REQUIREMENTS		\$ 4,059,055.65
ADD: CASH FUND BALANCE AS PER BALANCE SHEET JUNE 30, 2023		\$ 3,459,326.65
TOTAL REQUIREMENTS AND CASH FUND BALANCE		\$ 7,518,382.30

Schedule 3, Cash Fund Balance Analysis - June 30, 2023			
	Unrestricted	Restricted Sales Tax	Amount
ADDITIONS:			
Miscellaneous Revenue Collected in Excess with Transfer Adjustments	\$ 708,879.59	\$ 461,897.76	\$ 1,170,777.35
Warrants Estopped, Cancelled or Converted	\$ 1,190.03	\$ -	\$ 1,190.03
Fiscal Year 2022-2023 Lapsed Appropriations	\$ 597,850.76	\$ 2,093,929.85	\$ 2,691,780.61
Fiscal Year 2021-2022 Lapsed Appropriations	\$ 152.90	\$ 10,648.97	\$ 10,801.87
Ad Valorem Tax Collections in Excess of Estimate	\$ 81,901.89	\$ -	\$ 81,901.89
TOTAL ADDITIONS	\$ 1,389,975.17	\$ 2,566,476.58	\$ 3,956,451.75
DEDUCTIONS:			
Supplemental Appropriations	\$ (0.00)	\$ 497,125.10	\$ 497,125.10
Current Tax in Process of Collection	\$ -	\$ -	\$ -
TOTAL DEDUCTIONS	\$ (0.00)	\$ 497,125.10	\$ 497,125.10
Cash Fund Balance as per Balance Sheet June 30, 2023	\$ 1,389,975.17	\$ 2,069,351.48	\$ 3,459,326.65

COUNTY GENERAL COVERING THE PERIOD 7/1/2022 TO 6/30/2023
ESTIMATE OF NEEDS FOR 2023-2024

EXHIBIT A

Schedule 4: Revenue	2021-2022 Account		2022-2023 Account		
SOURCE	Actually Collected	Amount Estimated	Actually Collected	Over (Under)	
Ad Valorem Taxes					
9001 Current Tax	\$ 1,014,552.45	\$ 991,395.96	\$ 1,042,531.60	\$ 51,135.64	
9002 Prior Year	\$ 28,509.51	\$ -	\$ 21,662.73	\$ 21,662.73	
9003 Back Year	\$ 17,270.53	\$ -	\$ 9,103.52	\$ 9,103.52	
Ad Valorem Tax Total	\$ 1,060,332.49	\$ 991,395.96	\$ 1,073,297.85	\$ 81,901.89	
9000, Interest, Mortgage Tax					
9008 Interest Income Funds	\$ 5,653.84	\$ 5,088.46	\$ 299,473.07	\$ 294,384.61	
Total for Interest, Mortgage Tax	\$ 5,653.84	\$ 5,088.46	\$ 299,473.07	\$ 294,384.61	
9100, Local Revenues					
9103 Assessor Fees	\$ 100.00	\$ 90.00	\$ -	\$ (90.00)	
9104 Motor Vehicle Auto Stamps	\$ 6,410.67	\$ 5,769.60	\$ 5,767.55	\$ (2.05)	
9106 County Clerk Fees	\$ 74,129.06	\$ 66,716.15	\$ 68,865.54	\$ 2,149.39	
9107 Court Clerk Fees	\$ 11,097.50	\$ 9,987.75	\$ 11,000.00	\$ 1,012.25	
9109 District Attorney Fees	\$ -	\$ -	\$ -	\$ -	
9121 Occupational Tax	\$ -	\$ -	\$ -	\$ -	
9127 Treasurer Fees	\$ 572.33	\$ 515.10	\$ 655.00	\$ 139.90	
9129 Visual Inspection	\$ 150,719.72	\$ 170,932.87	\$ 170,194.46	\$ (738.41)	
9130 Wildlife Fines	\$ 731.07	\$ 657.96	\$ 262.19	\$ (395.77)	
9140 EMS Fees	\$ -	\$ -	\$ -	\$ -	
Total for Local Revenues	\$ 243,760.35	\$ 254,669.43	\$ 256,744.74	\$ 2,075.31	
9200, State Revenues					
9203 Election Board Secretary Reimbursements	\$ 35,613.64	\$ 35,498.28	\$ 36,895.41	\$ 1,397.13	
9204 Grants - State	\$ -	\$ -	\$ 100,000.00	\$ 100,000.00	
9205 Rural Economic Action Plan	\$ -	\$ -	\$ 95,395.10	\$ 95,395.10	
9219 OTC - Tobacco	\$ 29,709.63	\$ 26,738.67	\$ 26,342.06	\$ (396.61)	
9220 OTC - Use Tax	\$ 540,407.37	\$ 486,366.63	\$ 557,952.94	\$ 71,586.31	
9221 Payment In lieu of Taxes	\$ 420.98	\$ 378.88	\$ 425.01	\$ 46.13	
9222 Public Service Administrative Fee	\$ -	\$ -	\$ 204.00	\$ 204.00	
9224 State Land Reimbursement	\$ 11.93	\$ 10.74	\$ 11.99	\$ 1.25	
9235 OTC-Motor Vehicle COCG	\$ 23,616.60	\$ 21,254.94	\$ 21,434.41	\$ 179.47	
9240 CED Small Projects	\$ -	\$ -	\$ 100,000.00	\$ 100,000.00	
Total for State Revenues	\$ 629,780.15	\$ 570,248.14	\$ 938,660.92	\$ 368,412.78	
9300, Federal Revenues					
9305 Federal Emergency Management Assistance	\$ -	\$ -	\$ 16,686.13	\$ 16,686.13	
Total for Federal Revenues	\$ -	\$ -	\$ 16,686.13	\$ 16,686.13	
9400, Miscellaneous Revenues					
9407 Reimbursements of Expenditures	\$ 6,564.43	\$ -	\$ 5,778.95	\$ 5,778.95	
9411 Sale of County Owned Assets	\$ -	\$ -	\$ 30,210.00	\$ 30,210.00	
Total for Miscellaneous Revenues	\$ 6,564.43	\$ -	\$ 35,988.95	\$ 35,988.95	
TOTAL REVENUES FOR THE COUNTY GENERAL FUND					
Total Unrestricted Revenue	\$ 885,758.77	\$ 830,006.03	\$ 1,547,553.81	\$ 717,547.78	
9014 Sales Tax Interest	\$ -	\$ -	\$ -	\$ -	
9216 OTC - Sales Tax	\$ 1,842,474.11	\$ 1,658,226.70	\$ 1,935,804.46	\$ 277,577.76	
9418 Miscellaneous Sale Tax Receipts	\$ 748,539.88	\$ -	\$ 184,320.00	\$ 184,320.00	
Restricted - Sales Tax Interest	\$ -	\$ -	\$ -	\$ -	
Total Miscellaneous County General	\$ 3,476,772.76	\$ 2,488,232.73	\$ 3,667,678.27	\$ 1,179,445.54	
Ad Valorem Tax	\$ 1,060,332.49	\$ 991,395.96	\$ 1,073,297.85	\$ 81,901.89	
Grand Total of All Revenues	\$ 4,537,105.25	\$ 3,479,628.69	\$ 4,740,976.12	\$ 1,261,347.43	

COUNTY GENERAL COVERING THE PERIOD 7/1/2022 TO 6/30/2023
ESTIMATE OF NEEDS FOR 2023-2024

EXHIBIT A

Schedule 4: Revenue SOURCE	Basis & Limit of Ensuing Estimate	2023-2024 Account	
		Estimated by Governing Board	Approved by Excise Board
Ad Valorem Taxes			
9001 Current Tax	102.12%	\$ 1,064,635.18	\$ 1,064,635.18
9002 Prior Year	0.00%	\$ -	\$ -
9003 Back Year			
Ad Valorem Tax Total		\$ 1,064,635.18	\$ 1,064,635.18
9000, Interest, Mortgage Tax			
9008 Interest Income Funds	90.00%	\$ 269,525.76	\$ 269,525.76
Total for Interest, Mortgage Tax		\$ 269,525.76	\$ 269,525.76
9100, Local Revenues			
9103 Assessor Fees	0.00%	\$ -	\$ -
9104 Motor Vehicle Auto Stamps	90.00%	\$ 5,190.80	\$ 5,190.80
9106 County Clerk Fees	90.00%	\$ 61,978.99	\$ 61,978.99
9107 Court Clerk Fees	90.00%	\$ 9,900.00	\$ 9,900.00
9109 District Attorney Fees	0.00%	\$ -	\$ -
9121 Occupational Tax	0.00%	\$ -	\$ -
9127 Treasurer Fees	90.00%	\$ 589.50	\$ 589.50
9129 Visual Inspection	105.93%	\$ 180,289.28	\$ 180,289.28
9130 Wildlife Fines	90.00%	\$ 235.97	\$ 235.97
9140 EMS Fees	0.00%	\$ -	\$ -
Total for Local Revenues		\$ 258,184.54	\$ 258,184.54
9200, State Revenues			
9203 Election Board Secretary Reimbursements	90.00%	\$ 33,205.87	\$ 33,205.87
9204 Grants - State	0.00%	\$ -	\$ -
9205 Rural Economic Action Plan	0.00%	\$ -	\$ -
9219 OTC - Tobacco	90.00%	\$ 23,707.85	\$ 23,707.85
9220 OTC - Use Tax	90.00%	\$ 502,157.65	\$ 502,157.65
9221 Payment In lieu of Taxes	90.00%	\$ 382.51	\$ 382.51
9222 Public Service Administrative Fee	0.00%	\$ -	\$ -
9224 State Land Reimbursement	89.99%	\$ 10.79	\$ 10.79
9235 OTC-Motor Vehicle COCG	90.00%	\$ 19,290.97	\$ 19,290.97
9240 CED Small Projects	0.00%	\$ -	\$ -
Total for State Revenues		\$ 578,755.64	\$ 578,755.64
9300, Federal Revenues			
9305 Federal Emergency Management Assistance	0.00%	\$ -	\$ -
Total for Federal Revenues		\$ -	\$ -
9400, Miscellaneous Revenues			
9407 Reimbursements of Expenditures	0.00%	\$ -	\$ -
9411 Sale of County Owned Assets	0.00%	\$ -	\$ -
Total for Miscellaneous Revenues		\$ -	\$ -
TOTAL REVENUES FOR THE COUNTY GENERAL FUND			
Total Unrestricted Revenue	71.50%	\$ 1,106,465.94	\$ 1,106,465.94
9014 Sales Tax Interest	0.00%	\$ -	\$ -
9216 OTC - Sales Tax	90.00%	\$ 1,742,224.01	\$ 1,742,224.01
9418 Miscellaneous Sale Tax Receipts	75.00%	\$ 138,240.00	\$ 138,240.00
Restricted - Sales Tax Interest	90.00%	\$ -	\$ -
Total Miscellaneous County General		\$ 2,986,929.95	\$ 2,986,929.95
Ad Valorem Tax		\$ 1,064,635.18	\$ 1,064,635.18
Grand Total of All Revenues		\$ 4,051,565.13	\$ 4,051,565.13
Surplus Cash from Schedule 3		\$ 3,459,326.65	\$ 3,459,326.65
Total Budget for General Fund		\$ 7,510,891.78	\$ 7,510,891.78

COUNTY GENERAL COVERING THE PERIOD 7/1/2022 TO 6/30/2023
ESTIMATE OF NEEDS FOR 2023-2024

EXHIBIT A

Schedule 5: County General Fund Balance Sheet of Current and All Prior Years		
CURRENT AND ALL PRIOR YEARS	2022-23	PRE-2022
Cash Balance Reported to Excise Board June 30, 2022	\$ -	\$ 3,076,493.91
Opening Balance from Prior Year	\$ 2,774,082.47	\$ 2,774,082.47
Cash Fund Balance Transferred Out	\$ 8,859.09	\$ -
Cash Fund Balance Transferred In	\$ 190.90	\$ -
Adjusted Cash Balance	\$ 2,765,414.28	\$ 302,411.44
Ad Valorem Tax Apportioned	\$ 1,073,297.85	\$ -
Miscellaneous Revenue (Schedule 4)	\$ 3,667,678.27	\$ -
Cash Fund Balance Forward From Preceding Year	\$ 11,991.90	\$ -
Prior Expenditures Recovered	\$ -	\$ -
TOTAL RECEIPTS	\$ 4,752,968.02	\$ -
TOTAL RECEIPTS AND BALANCE	\$ 7,518,382.30	\$ 302,411.44
Warrants of Year in Caption	\$ 3,856,579.91	\$ 290,419.54
Interest Paid Thereon	\$ -	\$ -
TOTAL DISBURSEMENTS	\$ 3,856,579.91	\$ 290,419.54
CASH BALANCE AND INVESTMENTS JUNE 30, 2023	\$ 3,661,802.39	\$ 11,991.90
Reserve for Warrants Outstanding	\$ 165,137.57	\$ -
Reserve for Interest on Warrants	\$ -	\$ -
Reserves From Schedule 8	\$ 37,338.17	\$ -
TOTAL LIABILITIES AND RESERVE	\$ 202,475.74	\$ -
DEFICIT:	\$ -	\$ -
CASH BALANCE FORWARD TO NEXT YEAR	\$ 3,459,326.65	\$ 11,991.90

Schedule 6: County General Fund Warrant Account of Current and All Prior Years			
CURRENT AND ALL PRIOR YEARS	2022-23	PRE-2022	Total
Warrants Outstanding June 30 of Year in Caption	\$ -	\$ 202,422.52	\$ 202,422.52
Warrants Registered During Year	\$ 4,021,717.48	\$ 89,187.05	\$ 4,110,904.53
TOTAL	\$ 4,021,717.48	\$ 291,609.57	\$ 4,313,327.05
Warrants Paid During Year	\$ 3,856,579.91	\$ 290,419.54	\$ 4,146,999.45
Warrants Converted to Bonds or Judgements	\$ -	\$ -	\$ -
Warrants Cancelled	\$ -	\$ -	\$ -
Warrants Estopped by Statute	\$ -	\$ 1,190.03	\$ 1,190.03
TOTAL WARRANTS RETIRED	\$ 3,856,579.91	\$ 291,609.57	\$ 4,148,189.48
TOTAL WARRANTS OUTSTANDING JUNE 30, 2023	\$ 165,137.57	\$ -	\$ 165,137.57

Schedule 7: 2022 Ad Valorem Tax Account		
2022 Net Valuation Cert. To County Excise Board	\$ 105,162,542.00	10.370 Mills
		Amount
Total Proceeds of Levy as Certified		\$ 1,090,535.56
Additions:		\$ -
Deductions:		\$ -
Gross Balance Tax		\$ 1,090,535.56
Less Reserve for Delinquent Tax	Prior Year Percent for Delinquency 10%	\$ 99,139.60
Reserve for Protest Pending		\$ -
Balance Available Tax		\$ 991,395.96
Deduct 2022 Tax Apportioned		\$ 1,042,531.60
Net Balance 2022 Tax in Process of Collection		\$ -
Excess Collections		\$ 51,135.64

Schedule 9: County General Fund Summary of Expenses				
Total for Expenses	Net Appropriations July 1, 2023	Warrants Issued	Reserves	Approved by County Excise Board
1100 Total Salaries	\$ 1,185,836.17	\$ 1,143,759.93	\$ -	\$ 1,291,007.96
1200 Fringe Benefits	\$ 707,465.29	\$ 454,392.28	\$ -	\$ 718,776.23
1300 Travel Related	\$ 50,838.25	\$ 36,054.08	\$ 36.94	\$ 62,000.00
2000 Total Maintenance & Operations	\$ 4,552,713.14	\$ 2,387,511.19	\$ 37,301.23	\$ 4,243,984.99
4100 Total Machinery & Equipment, Capital Outlay	\$ 2,920.34	\$ -	\$ -	\$ 3,400.00

COUNTY GENERAL COVERING THE PERIOD 7/1/2022 TO 6/30/2023
ESTIMATE OF NEEDS FOR 2023-2024

EXHIBIT A

Schedule 8: Report Of Prior Year's Expenditures				
DEPARTMENTS OF GOVERNMENT APPROPRIATED ACCOUNTS	FISCAL YEAR ENDING JUNE 30, 2022			FY ENDING JUNE, 30 2023
	Reserves 6-30-2022	Warrants Since Issued	Balance Lapsed Appropriations	Original Appropriations
Dept: 0400, Sheriff				
1110 Full time salaries	\$ -	\$ -	\$ -	\$ 378,000.00
1130 Part Time salaries	\$ -	\$ -	\$ -	\$ -
1310 Travel	\$ -	\$ -	\$ -	\$ -
2005 Maintenance & Operation	\$ -	\$ -	\$ -	\$ -
4110 Capital Outlay	\$ -	\$ -	\$ -	\$ -
Total for Sheriff	\$ -	\$ -	\$ -	\$ 378,000.00
Dept: 0600, Treasurer				
1110 Full time salaries	\$ -	\$ -	\$ -	\$ 93,840.00
1310 Travel	\$ -	\$ -	\$ -	\$ 6,000.00
2005 Maintenance & Operation	\$ -	\$ -	\$ -	\$ 2,500.00
Total for Treasurer	\$ -	\$ -	\$ -	\$ 102,340.00
Dept: 0800, Commissioners				
1110 Full time salaries	\$ -	\$ -	\$ -	\$ 33,600.00
1130 Part Time salaries	\$ -	\$ -	\$ -	\$ -
1310 Travel	\$ -	\$ -	\$ -	\$ 1,000.00
2005 Maintenance & Operation	\$ 55.99	\$ 55.99	\$ -	\$ 4,000.00
4110 Capital Outlay	\$ -	\$ -	\$ -	\$ -
Total for Commissioners	\$ 55.99	\$ 55.99	\$ -	\$ 38,600.00
Dept: 0820, District #2				
1110 Full time salaries	\$ -	\$ -	\$ -	\$ -
1310 Travel	\$ -	\$ -	\$ -	\$ -
Total for District #2	\$ -	\$ -	\$ -	\$ -
Dept: 1000, County Clerk				
1110 Full time salaries	\$ -	\$ -	\$ -	\$ 161,040.00
1310 Travel	\$ -	\$ -	\$ -	\$ 6,000.00
2005 Maintenance & Operation	\$ -	\$ -	\$ -	\$ 25,000.00
2060 Printing	\$ -	\$ -	\$ -	\$ 3,000.00
Total for County Clerk	\$ -	\$ -	\$ -	\$ 195,040.00
Dept: 1400, Court Clerk				
1110 Full time salaries	\$ -	\$ -	\$ -	\$ 127,440.00
1310 Travel	\$ -	\$ -	\$ -	\$ 6,000.00
Total for Court Clerk	\$ -	\$ -	\$ -	\$ 133,440.00
Dept: 1600, Assessor				
1110 Full time salaries	\$ -	\$ -	\$ -	\$ 51,600.00
1310 Travel	\$ -	\$ -	\$ -	\$ 7,200.00
2005 Maintenance & Operation	\$ -	\$ -	\$ -	\$ 2,500.00
Total for Assessor	\$ -	\$ -	\$ -	\$ 61,300.00
Dept: 1700, Visual Inspection				
1110 Full time salaries	\$ -	\$ -	\$ -	\$ 211,167.84
1310 Travel	\$ -	\$ -	\$ -	\$ 14,000.00
2005 Maintenance & Operation	\$ 200.00	\$ 47.10	\$ 152.90	\$ 24,000.00
2020 Professional Services	\$ -	\$ -	\$ -	\$ 14,000.00
Total for Visual Inspection	\$ 200.00	\$ 47.10	\$ 152.90	\$ 263,167.84
Dept: 2000, General Government				
2005 Maintenance & Operation	\$ -	\$ -	\$ -	\$ 210,000.00
2999 Contingencies	\$ -	\$ -	\$ -	\$ 251,063.07
Total for General Government	\$ -	\$ -	\$ -	\$ 461,063.07

COUNTY GENERAL COVERING THE PERIOD 7/1/2022 TO 6/30/2023
ESTIMATE OF NEEDS FOR 2023-2024

EXHIBIT A

Schedule 8: Report Of Prior Year's Expenditures						
FISCAL YEAR ENDING JUNE 30, 2023					FISCAL YEAR 2023-2024	
Supplemental Adjustments	Net Amount of Appropriations	Warrants Issued	Reserves	Lapsed Balance Known to be Unencumbered	Needs as Estimated by Governing Board	Approved by County Excise Board
Dept: 0400, Sheriff						
\$ 4,413.32	\$ 382,413.32	\$ 382,413.32	\$ -	\$ -	\$ 998,875.16	\$ 380,000.00
\$ -	\$ -	\$ -	\$ -	\$ -	\$ -	\$ -
\$ -	\$ -	\$ -	\$ -	\$ -	\$ 1,344.94	\$ -
\$ -	\$ -	\$ -	\$ -	\$ -	\$ 222,961.77	\$ -
\$ -	\$ -	\$ -	\$ -	\$ -	\$ 299,525.04	\$ -
\$ 4,413.32	\$ 382,413.32	\$ 382,413.32	\$ -	\$ -	\$ 1,522,706.91	\$ 380,000.00
Dept: 0600, Treasurer						
\$ -	\$ 93,840.00	\$ 93,840.00	\$ -	\$ -	\$ 107,346.25	\$ 101,815.00
\$ 300.00	\$ 6,300.00	\$ 6,300.00	\$ -	\$ -	\$ 9,600.00	\$ 9,600.00
\$ -	\$ 2,500.00	\$ 2,472.97	\$ -	\$ 27.03	\$ 2,500.00	\$ 2,500.00
\$ 300.00	\$ 102,640.00	\$ 102,612.97	\$ -	\$ 27.03	\$ 119,446.25	\$ 113,915.00
Dept: 0800, Commissioners						
\$ 4,495.64	\$ 38,095.64	\$ 38,095.64	\$ -	\$ -	\$ 36,000.00	\$ 35,200.00
\$ -	\$ -	\$ -	\$ -	\$ -	\$ -	\$ -
\$ -	\$ 1,000.00	\$ -	\$ -	\$ 1,000.00	\$ 1,000.00	\$ 1,000.00
\$ (1,695.64)	\$ 2,304.36	\$ 2,216.67	\$ -	\$ 87.69	\$ 4,000.00	\$ 4,000.00
\$ -	\$ -	\$ -	\$ -	\$ -	\$ 2,500.00	\$ 2,500.00
\$ 2,800.00	\$ 41,400.00	\$ 40,312.31	\$ -	\$ 1,087.69	\$ 43,500.00	\$ 42,700.00
Dept: 0820, District #2						
\$ -	\$ -	\$ -	\$ -	\$ -	\$ 51,600.00	\$ -
\$ -	\$ -	\$ -	\$ -	\$ -	\$ 19,000.00	\$ -
\$ -	\$ -	\$ -	\$ -	\$ -	\$ 70,600.00	\$ -
Dept: 1000, County Clerk						
\$ -	\$ 161,040.00	\$ 161,040.00	\$ -	\$ -	\$ 168,240.00	\$ 165,840.00
\$ 300.00	\$ 6,300.00	\$ 6,300.00	\$ -	\$ -	\$ 9,600.00	\$ 9,600.00
\$ -	\$ 25,000.00	\$ 23,702.14	\$ -	\$ 1,297.86	\$ 25,000.00	\$ 25,000.00
\$ (229.88)	\$ 2,770.12	\$ 1,561.87	\$ -	\$ 1,208.25	\$ 3,000.00	\$ 3,000.00
\$ 70.12	\$ 195,110.12	\$ 192,604.01	\$ -	\$ 2,506.11	\$ 205,840.00	\$ 203,440.00
Dept: 1400, Court Clerk						
\$ 2,078.77	\$ 129,518.77	\$ 129,518.77	\$ -	\$ -	\$ 131,040.00	\$ 130,640.00
\$ 338.25	\$ 6,338.25	\$ 6,338.25	\$ -	\$ -	\$ 6,000.00	\$ 6,000.00
\$ 2,417.02	\$ 135,857.02	\$ 135,857.02	\$ -	\$ -	\$ 137,040.00	\$ 136,640.00
Dept: 1600, Assessor						
\$ -	\$ 51,600.00	\$ 51,600.00	\$ -	\$ -	\$ 51,600.00	\$ 51,699.96
\$ 300.00	\$ 7,500.00	\$ 7,500.00	\$ -	\$ -	\$ 10,800.00	\$ 10,800.00
\$ -	\$ 2,500.00	\$ -	\$ -	\$ 2,500.00	\$ 2,500.00	\$ 2,500.00
\$ 300.00	\$ 61,600.00	\$ 59,100.00	\$ -	\$ 2,500.00	\$ 64,900.00	\$ 64,999.96
Dept: 1700, Visual Inspection						
\$ (59,400.00)	\$ 151,767.84	\$ 111,625.50	\$ -	\$ 40,142.34	\$ 221,733.00	\$ 221,733.00
\$ -	\$ 14,000.00	\$ 3,102.73	\$ -	\$ 10,897.27	\$ 14,000.00	\$ 14,000.00
\$ 64,697.18	\$ 88,697.18	\$ 74,145.12	\$ -	\$ 14,552.06	\$ 24,000.00	\$ 24,000.00
\$ (5,297.18)	\$ 8,702.82	\$ 5,297.18	\$ -	\$ 3,405.64	\$ 14,000.00	\$ 14,000.00
\$ -	\$ 263,167.84	\$ 194,170.53	\$ -	\$ 68,997.31	\$ 273,733.00	\$ 273,733.00
Dept: 2000, General Government						
\$ -	\$ 210,000.00	\$ 209,997.24	\$ -	\$ 2.76	\$ 225,000.00	\$ 225,000.00
\$ -	\$ 251,063.07	\$ -	\$ -	\$ 251,063.07	\$ 251,063.07	\$ 1,191,722.60
\$ -	\$ 461,063.07	\$ 209,997.24	\$ -	\$ 251,065.83	\$ 476,063.07	\$ 1,416,722.60

COUNTY GENERAL COVERING THE PERIOD 7/1/2022 TO 6/30/2023
ESTIMATE OF NEEDS FOR 2023-2024

EXHIBIT A

Schedule 8: Report Of Prior Year's Expenditures				
DEPARTMENTS OF GOVERNMENT APPROPRIATED ACCOUNTS	FISCAL YEAR ENDING JUNE 30, 2022			FY ENDING JUNE, 30 2023
	Reserves 6-30-2022	Warrants Since Issued	Balance Lapsed Appropriations	Original Appropriations
Dept: 2100, Excise Equalization				
1110 Full time salaries	\$ -	\$ -	\$ -	\$ 3,000.00
1310 Travel	\$ -	\$ -	\$ -	\$ 1,000.00
Total for Excise Equalization	\$ -	\$ -	\$ -	\$ 4,000.00
Dept: 2200, Election Board				
1110 Full time salaries	\$ -	\$ -	\$ -	\$ 75,840.00
1130 Part Time salaries	\$ 290.00	\$ 290.00	\$ -	\$ 1,500.00
1310 Travel	\$ -	\$ -	\$ -	\$ 2,000.00
2005 Maintenance & Operation	\$ 27.97	\$ 27.97	\$ -	\$ 12,000.00
4110 Capital Outlay	\$ -	\$ -	\$ -	\$ 400.00
Total for Election Board	\$ 317.97	\$ 317.97	\$ -	\$ 91,740.00
Dept: 2300, Insurance-Benefits				
1210 FICA	\$ -	\$ -	\$ -	\$ 158,000.00
1221 OPERS - County portion	\$ -	\$ -	\$ -	\$ 250,000.00
1222 Health Insurance	\$ -	\$ -	\$ -	\$ 292,000.00
1233 Unemployment Compensation	\$ -	\$ -	\$ -	\$ 18,776.23
1310 Travel	\$ -	\$ -	\$ -	\$ 2,000.00
Total for Insurance-Benefits	\$ -	\$ -	\$ -	\$ 720,776.23
Dept: 2400, County Purchasing				
2005 Maintenance & Operation	\$ -	\$ -	\$ -	\$ -
Total for County Purchasing	\$ -	\$ -	\$ -	\$ -
Dept: 2700, Emergency Management				
1110 Full time salaries	\$ -	\$ -	\$ -	\$ 75,840.00
2005 Maintenance & Operation	\$ -	\$ -	\$ -	\$ 5,000.00
Total for Emergency Management	\$ -	\$ -	\$ -	\$ 80,840.00
Dept: 3400, County Jail				
1110 Full time salaries	\$ -	\$ -	\$ -	\$ -
1310 Travel	\$ -	\$ -	\$ -	\$ -
2005 Maintenance & Operation	\$ -	\$ -	\$ -	\$ -
4110 Capital Outlay	\$ -	\$ -	\$ -	\$ -
Total for County Jail	\$ -	\$ -	\$ -	\$ -
Dept: 4500, County Audit Budget				
2020 Professional Services	\$ -	\$ -	\$ -	\$ 11,656.21
Total for County Audit Budget	\$ -	\$ -	\$ -	\$ 11,656.21
COUNTY GENERAL FUND ACCOUNT				
Sub-Total of Expenditures	\$ 573.96	\$ 421.06	\$ 152.90	\$ 2,541,963.35
SUBJECT TO WARRANT ISSUE				
Total Provision for Interest on Warrants	\$ -	\$ -	\$ -	\$ -
TOTAL UNRESTRICTED EXPENSES FOR THE COUNTY GENERAL FUND				
	\$ 573.96	\$ 421.06	\$ 152.90	\$ 2,541,963.35

Schedule 8A: Report Of Prior Year's Sales Tax						
DEPARTMENTS OF GOVERNMENT APPROPRIATED ACCOUNTS	% of Total Sales Tax	FISCAL YEAR ENDING JUNE 30, 2022			FY ENDING JUNE, 30 2023	
		Reserve	Warrants Since Issued	Lapsed Balance	Original Appropriation	Supplemental Adjustments
Dept: 8004, Sheriff-ST						
2005 Maintenance & Operation	0.00%	\$ 1,623.84	\$ 658.68	\$ 965.16	\$ 214,335.11	\$ -
Total for Sheriff-ST	0.00%	\$ 1,623.84	\$ 658.68	\$ 965.16	\$ 214,335.11	\$ -

COUNTY GENERAL COVERING THE PERIOD 7/1/2022 TO 6/30/2023
ESTIMATE OF NEEDS FOR 2023-2024

EXHIBIT A

Schedule 8: Report Of Prior Year's Expenditures							
FISCAL YEAR ENDING JUNE 30, 2023					FISCAL YEAR 2023-2024		
Supplemental Adjustments	Net Amount of Appropriations	Warrants Issued	Reserves	Lapsed Balance Known to be Unencumbered	Needs as Estimated by Governing Board	Approved by County Excise Board	
Dept: 2100, Excise Equalization							
\$ -	\$ 3,000.00	\$ 1,529.18	\$ -	\$ 1,470.82	\$ 3,000.00	\$ 3,000.00	
\$ -	\$ 1,000.00	\$ 646.15	\$ -	\$ 353.85	\$ 1,000.00	\$ 1,000.00	
\$ -	\$ 4,000.00	\$ 2,175.33	\$ -	\$ 1,824.67	\$ 4,000.00	\$ 4,000.00	
Dept: 2200, Election Board							
\$ 780.60	\$ 76,620.60	\$ 76,252.60	\$ -	\$ 368.00	\$ 80,640.00	\$ 79,040.00	
\$ 600.00	\$ 2,100.00	\$ 2,005.00	\$ -	\$ 95.00	\$ 3,000.00	\$ 3,000.00	
\$ (600.00)	\$ 1,400.00	\$ 44.54	\$ -	\$ 1,355.46	\$ 2,000.00	\$ 2,000.00	
\$ -	\$ 12,000.00	\$ 10,674.32	\$ 52.14	\$ 1,273.54	\$ 12,000.00	\$ 12,000.00	
\$ -	\$ 400.00	\$ -	\$ -	\$ 400.00	\$ 400.00	\$ 400.00	
\$ 780.60	\$ 92,520.60	\$ 88,976.46	\$ 52.14	\$ 3,492.00	\$ 98,040.00	\$ 96,440.00	
Dept: 2300, Insurance-Benefits							
\$ -	\$ 158,000.00	\$ 76,307.08	\$ -	\$ 81,692.92	\$ 158,000.00	\$ 158,000.00	
\$ -	\$ 250,000.00	\$ 162,174.63	\$ -	\$ 87,825.37	\$ 250,000.00	\$ 250,000.00	
\$ (11,310.94)	\$ 280,689.06	\$ 210,189.70	\$ -	\$ 70,499.36	\$ 292,000.00	\$ 292,000.00	
\$ -	\$ 18,776.23	\$ 5,720.87	\$ -	\$ 13,055.36	\$ 18,776.23	\$ 18,776.23	
\$ -	\$ 2,000.00	\$ 1,176.38	\$ -	\$ 823.62	\$ 2,000.00	\$ 2,000.00	
\$ (11,310.94)	\$ 709,465.29	\$ 455,568.66	\$ -	\$ 253,896.63	\$ 720,776.23	\$ 720,776.23	
Dept: 2400, County Purchasing							
\$ 229.88	\$ 229.88	\$ 229.88	\$ -	\$ -	\$ -	\$ -	
\$ 229.88	\$ 229.88	\$ 229.88	\$ -	\$ -	\$ -	\$ -	
Dept: 2700, Emergency Management							
\$ -	\$ 75,840.00	\$ 75,840.00	\$ -	\$ -	\$ 80,640.00	\$ 79,040.00	
\$ -	\$ 5,000.00	\$ 4,202.72	\$ -	\$ 797.28	\$ 5,000.00	\$ 5,000.00	
\$ -	\$ 80,840.00	\$ 80,042.72	\$ -	\$ 797.28	\$ 85,640.00	\$ 84,040.00	
Dept: 3400, County Jail							
\$ -	\$ -	\$ -	\$ -	\$ -	\$ 655,896.44	\$ -	
\$ -	\$ -	\$ -	\$ -	\$ -	\$ 493.52	\$ -	
\$ -	\$ -	\$ -	\$ -	\$ -	\$ 273,287.90	\$ -	
\$ -	\$ -	\$ -	\$ -	\$ -	\$ 1,500.00	\$ -	
\$ -	\$ -	\$ -	\$ -	\$ -	\$ 931,177.86	\$ -	
Dept: 4500, County Audit Budget							
\$ -	\$ 11,656.21	\$ -	\$ -	\$ 11,656.21	\$ 23,374.11	\$ 23,374.11	
\$ -	\$ 11,656.21	\$ -	\$ -	\$ 11,656.21	\$ 23,374.11	\$ 23,374.11	
COUNTY GENERAL FUND ACCOUNT							
\$ (0.00)	\$ 2,541,963.35	\$ 1,944,060.45	\$ 52.14	\$ 597,850.76	\$ 4,776,837.43	\$ 3,560,780.90	
SUBJECT TO WARRANT ISSUE							
\$ -	\$ -	\$ -	\$ -	\$ -	\$ -	\$ -	
TOTAL UNRESTRICTED EXPENSES FOR THE COUNTY GENERAL FUND							
\$ (0.00)	\$ 2,541,963.35	\$ 1,944,060.45	\$ 52.14	\$ 597,850.76	\$ 4,776,837.43	\$ 3,560,780.90	

Schedule 8A: Report Of Prior Year's Sales Tax							
FISCAL YEAR ENDING JUNE 30, 2023					FISCAL YEAR 2023-2024		
Net Appropriations	Warrants Issued	Reserves	Lapsed Balance	Excess/Shortfall Collections over Estimate Schedule 4	Sales tax Interest Schedule 4	Estimated ST from Schedule 4	Total Appropriations as Approved by Excise Board
Dept: 8004, Sheriff-ST							
\$ 214,335.11	\$ 207,089.12	\$ 6,072.72	\$ 1,173.27	\$ -	\$ -	\$ -	\$ 204,293.30
\$ 214,335.11	\$ 207,089.12	\$ 6,072.72	\$ 1,173.27	\$ -	\$ -	\$ -	\$ 204,293.30

COUNTY GENERAL COVERING THE PERIOD 7/1/2022 TO 6/30/2023
ESTIMATE OF NEEDS FOR 2023-2024

EXHIBIT A

Schedule 8A: Report Of Prior Year's Sales Tax						
DEPARTMENTS OF GOVERNMENT APPROPRIATED ACCOUNTS	FISCAL YEAR ENDING JUNE 30, 2022				FY ENDING JUNE, 30 2023	
	% of Total Sales Tax	Reserve	Warrants Since Issued	Lapsed Balance	Original Appropriation	Supplemental Adjustments
Dept: 8009, OSU Extension-ST						
1110 Full time salaries	0.00%	\$ -	\$ -	\$ -	\$ 20,000.00	\$ -
1310 Travel	0.00%	\$ 108.75	\$ 108.75	\$ -	\$ 5,000.00	\$ -
2005 Maintenance & Operation	0.00%	\$ 3,590.51	\$ 3,590.51	\$ -	\$ 15,500.00	\$ (2,020.34)
4110 Capital Outlay	0.00%	\$ 3,585.16	\$ 3,585.16	\$ -	\$ 500.00	\$ 2,020.34
Total for OSU Extension-ST	0.00%	\$ 7,284.42	\$ 7,284.42	\$ -	\$ 41,000.00	\$ -
Dept: 8018, Juvenile Shelter/Bureau-ST						
2020 Professional Services	0.00%	\$ -	\$ -	\$ -	\$ 12,000.00	\$ -
Total for Juvenile Shelter/Bureau-ST	0.00%	\$ -	\$ -	\$ -	\$ 12,000.00	\$ -
Dept: 8020, General Government-ST						
2005 Maintenance & Operation	0.00%	\$ 2,098.20	\$ 1,615.70	\$ 482.50	\$ 347,882.66	\$ -
Total for General Government-ST	0.00%	\$ 2,098.20	\$ 1,615.70	\$ 482.50	\$ 347,882.66	\$ -
Dept: 8041, Highway District #1-ST						
2005 Maintenance & Operation	0.00%	\$ 5,359.33	\$ 4,108.38	\$ 1,250.95	\$ 759,432.61	\$ 67,410.00
Total for Highway District #1-ST	0.00%	\$ 5,359.33	\$ 4,108.38	\$ 1,250.95	\$ 759,432.61	\$ 67,410.00
Dept: 8042, Highway District #2-ST						
2005 Maintenance & Operation	0.00%	\$ 64,193.26	\$ 57,622.48	\$ 6,570.78	\$ 1,413,615.45	\$ 195,395.10
Total for Highway District #2-ST	0.00%	\$ 64,193.26	\$ 57,622.48	\$ 6,570.78	\$ 1,413,615.45	\$ 195,395.10
Dept: 8043, Highway District #3-ST						
2005 Maintenance & Operation	0.00%	\$ 18,855.91	\$ 17,476.33	\$ 1,379.58	\$ 688,016.44	\$ 50,000.00
Total for Highway District #3-ST	0.00%	\$ 18,855.91	\$ 17,476.33	\$ 1,379.58	\$ 688,016.44	\$ 50,000.00
Dept: 8047, Free Fair Board-ST						
2005 Maintenance & Operation	0.00%	\$ -	\$ -	\$ -	\$ 35,000.00	\$ -
Total for Free Fair Board-ST	0.00%	\$ -	\$ -	\$ -	\$ 35,000.00	\$ -
Dept: 8500, Ambulance Service Dist-ST, Assigned by County						
2005 Maintenance & Operation	0.00%	\$ -	\$ -	\$ -	\$ 200,465.54	\$ 184,320.00
Total for Ambulance Service Dist-ST, Assigned by	0.00%	\$ -	\$ -	\$ -	\$ 200,465.54	\$ 184,320.00
COUNTY GENERAL FUND SALES TAX ACCOUNT						
Sub-Total of Expenditures	0.00%	\$ 99,414.96	\$ 88,765.99	\$ 10,648.97	\$ 3,711,747.81	\$ 497,125.10

COUNTY GENERAL COVERING THE PERIOD 7/1/2022 TO 6/30/2023
ESTIMATE OF NEEDS FOR 2023-2024

EXHIBIT A

Schedule 8A: Report Of Prior Year's Sales Tax							
FISCAL YEAR ENDING JUNE 30, 2023						FISCAL YEAR 2023-2024	
Net Appropriations	Warrants Issued	Reserves	Lapsed Balance	Excess/Shortfall Collections over Estimate Schedule 4	Sales tax Interest Schedule 4	Estimated ST from Schedule 4	Total Appropriations as Approved by Excise Board
Dept: 8009, OSU Extension-ST							
\$ 20,000.00	\$ 19,999.92	\$ -	\$ 0.08	\$ -	\$ -	\$ -	\$ 20,000.00
\$ 5,000.00	\$ 4,646.03	\$ 36.94	\$ 317.03	\$ -	\$ -	\$ -	\$ 5,000.00
\$ 13,479.66	\$ 8,474.86	\$ 2,440.85	\$ 2,563.95	\$ -	\$ -	\$ -	\$ 18,030.24
\$ 2,520.34	\$ -	\$ -	\$ 2,520.34	\$ -	\$ -	\$ -	\$ 500.00
\$ 41,000.00	\$ 33,120.81	\$ 2,477.79	\$ 5,401.40	\$ -	\$ -	\$ -	\$ 43,530.24
Dept: 8018, Juvenile Shelter/Bureau-ST							
\$ 12,000.00	\$ 450.00	\$ -	\$ 11,550.00	\$ -	\$ -	\$ -	\$ 12,000.00
\$ 12,000.00	\$ 450.00	\$ -	\$ 11,550.00	\$ -	\$ -	\$ -	\$ 12,000.00
Dept: 8020, General Government-ST							
\$ 347,882.66	\$ 158,048.96	\$ 3,012.16	\$ 186,821.54	\$ -	\$ -	\$ -	\$ 416,816.15
\$ 347,882.66	\$ 158,048.96	\$ 3,012.16	\$ 186,821.54	\$ -	\$ -	\$ -	\$ 416,816.15
Dept: 8041, Highway District #1-ST							
\$ 826,842.61	\$ 441,604.33	\$ 2,328.31	\$ 382,909.97	\$ -	\$ -	\$ -	\$ 774,572.67
\$ 826,842.61	\$ 441,604.33	\$ 2,328.31	\$ 382,909.97	\$ -	\$ -	\$ -	\$ 774,572.67
Dept: 8042, Highway District #2-ST							
\$ 1,609,010.55	\$ 444,834.49	\$ 22,195.05	\$ 1,141,981.01	\$ -	\$ -	\$ -	\$ 1,410,978.43
\$ 1,609,010.55	\$ 444,834.49	\$ 22,195.05	\$ 1,141,981.01	\$ -	\$ -	\$ -	\$ 1,410,978.43
Dept: 8043, Highway District #3-ST							
\$ 738,016.44	\$ 469,509.32	\$ 1,200.00	\$ 267,307.12	\$ -	\$ -	\$ -	\$ 676,508.43
\$ 738,016.44	\$ 469,509.32	\$ 1,200.00	\$ 267,307.12	\$ -	\$ -	\$ -	\$ 676,508.43
Dept: 8047, Free Fair Board-ST							
\$ 35,000.00	\$ 35,000.00	\$ -	\$ -	\$ -	\$ -	\$ -	\$ 35,000.00
\$ 35,000.00	\$ 35,000.00	\$ -	\$ -	\$ -	\$ -	\$ -	\$ 35,000.00
Dept: 8500, Ambulance Service Dist-ST, Assigned by County							
\$ 384,785.54	\$ 288,000.00	\$ -	\$ 96,785.54	\$ -	\$ -	\$ -	\$ 376,411.66
\$ 384,785.54	\$ 288,000.00	\$ -	\$ 96,785.54	\$ -	\$ -	\$ -	\$ 376,411.66
COUNTY GENERAL FUND SALES TAX ACCOUNT							
\$ 4,208,872.91	\$ 2,077,657.03	\$ 37,286.03	\$ 2,093,929.85	\$ -	\$ -	\$ -	\$ 3,950,110.88

ESTIMATE OF NEEDS FOR THE 2023-2024 FISCAL YEAR	Estimate of Needs by Governing Board	Approved by County Excise Board
PURPOSE:		
Total of Unrestricted Expenses for the County General, Schedule 8	\$ 4,752,543.92	\$ 3,536,487.39
Total of Restricted Sales Tax Expenses for the County General, Schedule 8A	\$ -	\$ 3,950,110.88
Pro rata share of County Assessor's Budget as determined by County Excise Board	\$ 24,293.51	\$ 24,293.51
GRAND TOTAL - County General Fund	\$ 4,776,837.43	\$ 7,510,891.78

EXHIBIT D

Schedule 1, Current Balance Sheet - June 30, 2023	
	Amount
ASSETS:	
Cash Balance June 30, 2023	\$ 1,724,347.75
Investments	\$ -
TOTAL ASSETS	\$ 1,724,347.75
LIABILITIES AND RESERVES:	
Warrants Outstanding	\$ 97,700.67
Reserve for Interest on Warrants	\$ -
Reserves From Schedule 8	\$ 1,916.24
TOTAL LIABILITIES AND RESERVES	\$ 99,616.91
CASH FUND BALANCE JUNE 30, 2023	\$ 1,624,730.84
TOTAL LIABILITIES, RESERVES AND CASH FUND BALANCE	\$ 1,724,347.75

Schedule 2, Revenue and Requirements for 2022-2023		
	Detail	Total
REVENUE:		
Adjusted Cash Balance June 30, 2022	\$ 1,307,557.07	
Cash Fund Balance Transferred From Prior Years	\$ 946.86	
Miscellaneous Revenue Apportioned	\$ 2,619,323.29	
TOTAL REVENUE		\$ 3,927,827.22
REQUIREMENTS:		
Claims Paid by Warrants Issued	\$ 2,301,180.14	
Reserves From Schedule 8	\$ 1,916.24	
Interest Paid on Warrants	\$ -	
Reserve for Interest on Warrants	\$ -	
TOTAL REQUIREMENTS		\$ 2,303,096.38
ADD: CASH FUND BALANCE AS PER BALANCE SHEET JUNE 30, 2023		\$ 1,624,730.84
TOTAL REQUIREMENTS AND CASH FUND BALANCE		\$ 3,927,827.22

COUNTY HIGHWAY UNRESTRICTED COVERING THE PERIOD 7/1/2022 TO 6/30/2023
ESTIMATE OF NEEDS FOR 2023-2024

EXHIBIT D

Schedule 4: Revenue SOURCE	2021-2022 Account		2022-2023 Account	
	Actually Collected	Amount Estimated	Actually Collected	Over (Under)
9000, Interest, Mortgage Tax				
9008 Interest Income Funds	\$ 725.17	\$ -	\$ 44,705.66	\$ 44,705.66
Total for Interest, Mortgage Tax	\$ 725.17	\$ -	\$ 44,705.66	\$ 44,705.66
9200, State Revenues				
9210 OTC - Diesel	\$ 308,979.36	\$ -	\$ 298,503.09	\$ 298,503.09
9211 OTC - Forfeiture	\$ -	\$ -	\$ -	\$ -
9212 OTC - Gasoline tax	\$ 865,085.99	\$ -	\$ 861,197.92	\$ 861,197.92
9213 OTC - Gross Production	\$ 2,358.13	\$ -	\$ 31,588.46	\$ 31,588.46
9217 OTC-Motor Vehicle-COR	\$ 527,955.40	\$ -	\$ 490,183.49	\$ 490,183.49
9218 OTC - Special	\$ 118.65	\$ -	\$ 151.31	\$ 151.31
9232 OTC-Motor Vehicle CRIR	\$ 312,894.59	\$ -	\$ 292,612.84	\$ 292,612.84
9233 OTC-Motor Vehicle CRF	\$ 188,868.01	\$ -	\$ 175,355.70	\$ 175,355.70
9241 OTC - Motor Vehicle CIRB	\$ 383,058.72	\$ -	\$ 412,699.04	\$ 412,699.04
Total for State Revenues	\$ 2,589,318.85	\$ -	\$ 2,562,291.85	\$ 2,562,291.85
9400, Miscellaneous Revenues				
9403 Insurance Proceeds	\$ 1,936.80	\$ -	\$ -	\$ -
9406 Recoveries	\$ -	\$ -	\$ 26.47	\$ 26.47
9407 Reimbursements of Expenditures	\$ 714.17	\$ -	\$ 6,604.76	\$ 6,604.76
9411 Sale of County Owned Assets	\$ 3,136.75	\$ -	\$ 5,394.55	\$ 5,394.55
9415 Miscellaneous	\$ 957.33	\$ -	\$ 300.00	\$ 300.00
Total for Miscellaneous Revenues	\$ 6,745.05	\$ -	\$ 12,325.78	\$ 12,325.78
TOTAL REVENUES FOR THE COUNTY HIGHWAY UNRESTRICTED FUND				
Total Unrestricted Revenue	\$ 2,596,789.07	\$ -	\$ 2,619,323.29	\$ 2,619,323.29
9014 Sales Tax Interest	\$ -	\$ -	\$ -	\$ -
9216 OTC - Sales Tax	\$ -	\$ -	\$ -	\$ -
9418 Miscellaneous Sale Tax Receipts	\$ -	\$ -	\$ -	\$ -
Restricted - Sales Tax Interest	\$ -	\$ -	\$ -	\$ -
Total Miscellaneous County Highway Unrestricted	\$ 2,596,789.07	\$ -	\$ 2,619,323.29	\$ 2,619,323.29
Grand Total of All Revenues	\$ 2,596,789.07	\$ -	\$ 2,619,323.29	\$ 2,619,323.29

COUNTY HIGHWAY UNRESTRICTED COVERING THE PERIOD 7/1/2022 TO 6/30/2023
ESTIMATE OF NEEDS FOR 2023-2024

EXHIBIT D

Schedule 4: Revenue SOURCE	Basis & Limit of Ensuing Estimate	2023-2024 Account	
		Estimated by Governing Board	Approved by Excise Board
9000, Interest, Mortgage Tax			
9008 Interest Income Funds	0.00%	\$ -	\$ -
Total for Interest, Mortgage Tax		\$ -	\$ -
9200, State Revenues			
9210 OTC - Diesel	0.00%	\$ -	\$ -
9211 OTC - Forfeiture	0.00%	\$ -	\$ -
9212 OTC - Gasoline tax	0.00%	\$ -	\$ -
9213 OTC - Gross Production	0.00%	\$ -	\$ -
9217 OTC-Motor Vehicle-COR	0.00%	\$ -	\$ -
9218 OTC - Special	0.00%	\$ -	\$ -
9232 OTC-Motor Vehicle CRIR	0.00%	\$ -	\$ -
9233 OTC-Motor Vehicle CRF	0.00%	\$ -	\$ -
9241 OTC- Motor Vehicle CIRB	0.00%	\$ -	\$ -
Total for State Revenues		\$ -	\$ -
9400, Miscellaneous Revenues			
9403 Insurance Proceeds	0.00%	\$ -	\$ -
9406 Recoveries	0.00%	\$ -	\$ -
9407 Reimbursements of Expenditures	0.00%	\$ -	\$ -
9411 Sale of County Owned Assets	0.00%	\$ -	\$ -
9415 Miscellaneous	0.00%	\$ -	\$ -
Total for Miscellaneous Revenues		\$ -	\$ -
TOTAL REVENUES FOR THE COUNTY HIGHWAY UNRESTRICTED FUND			
Total Unrestricted Revenue	0.00%	\$ -	\$ -
9014 Sales Tax Interest	0.00%	\$ -	\$ -
9216 OTC - Sales Tax	0.00%	\$ -	\$ -
9418 Miscellaneous Sale Tax Receipts	0.00%	\$ -	\$ -
Restricted - Sales Tax Interest	0.00%	\$ -	\$ -
Total Miscellaneous County Highway Unrestricted		\$ -	\$ -
Grand Total of All Revenues		\$ -	\$ -

EXHIBIT D

Schedule 5: County Highway Unrestricted Fund Balance Sheet of Current and All Prior Years		
CURRENT AND ALL PRIOR YEARS	2022-23	PRE-2022
Cash Balance Reported to Excise Board June 30, 2022	\$ -	\$ 1,371,910.99
Opening Balance from Prior Year	\$ 1,307,747.07	\$ 1,307,747.07
Cash Fund Balance Transferred Out	\$ 190.00	\$ -
Cash Fund Balance Transferred In	\$ -	\$ -
Adjusted Cash Balance	\$ 1,307,557.07	\$ 64,163.92
Sources of Revenue		
9100 Local Revenues	\$ -	\$ -
9200 State Revenues	\$ 2,562,291.85	\$ -
9300 Federal Revenues	\$ -	\$ -
9400 Miscellaneous Revenues	\$ 12,325.78	\$ -
9500 Special Assessments	\$ -	\$ -
All Other Revenues (Schedule 4)	\$ 44,705.66	\$ -
Cash Fund Balance Forward From Preceding Year	\$ 946.86	\$ -
Prior Expenditures Recovered	\$ -	\$ -
TOTAL RECEIPTS	\$ 2,620,270.15	\$ -
TOTAL RECEIPTS AND BALANCE	\$ 3,927,827.22	\$ 64,163.92
Warrants of Year in Caption	\$ 2,203,479.47	\$ 62,753.56
Interest Paid Thereon	\$ -	\$ -
TOTAL DISBURSEMENTS	\$ 2,203,479.47	\$ 62,753.56
CASH BALANCE AND INVESTMENTS JUNE 30, 2023	\$ 1,724,347.75	\$ 1,410.36
Reserve for Warrants Outstanding	\$ 97,700.67	\$ 463.50
Reserve for Interest on Warrants	\$ -	\$ -
Reserves From Schedule 8	\$ 1,916.24	\$ -
TOTAL LIABILITIES AND RESERVE	\$ 99,616.91	\$ 463.50
DEFICIT:	\$ -	\$ -
CASH BALANCE FORWARD TO NEXT YEAR	\$ 1,624,730.84	\$ 946.86

Schedule 6: County Highway Unrestricted Fund Warrant Account of Current and All Prior Years			
CURRENT AND ALL PRIOR YEARS	2022-23	PRE-2022	Total
Warrants Outstanding June 30 of Year in Caption	\$ -	\$ 49,647.29	\$ 49,647.29
Warrants Registered During Year	\$ 2,301,180.14	\$ 13,582.27	\$ 2,314,762.41
TOTAL	\$ 2,301,180.14	\$ 63,229.56	\$ 2,364,409.70
Warrants Paid During Year	\$ 2,203,479.47	\$ 62,753.56	\$ 2,266,233.03
Warrants Converted to Bonds or Judgements	\$ -	\$ -	\$ -
Warrants Cancelled	\$ -	\$ -	\$ -
Warrants Estopped by Statute	\$ -	\$ 12.50	\$ 12.50
TOTAL WARRANTS RETIRED	\$ 2,203,479.47	\$ 62,766.06	\$ 2,266,245.53
TOTAL WARRANTS OUTSTANDING JUNE 30, 2023	\$ 97,700.67	\$ 463.50	\$ 98,164.17

Schedule 9: County Highway Unrestricted Fund Summary of Expenses				
Total for Expenses	Net Appropriations July 1, 2023	Warrants Issued	Reserves	Approved by County Excise Board
1100 Total Salaries	\$ 2,150,029.34	\$ 1,977,081.05	\$ -	\$ 172,948.29
1200 Fringe Benefits	\$ -	\$ -	\$ -	\$ -
1300 Travel Related	\$ 20,884.10	\$ 18,731.10	\$ -	\$ 2,153.00
2000 Total Maintenance & Operations	\$ 1,756,169.42	\$ 305,367.99	\$ 1,916.24	\$ 1,449,819.55
4100 Total Machinery & Equipment, Capital Outlay	\$ -	\$ -	\$ -	\$ -

COUNTY HIGHWAY UNRESTRICTED COVERING THE PERIOD 7/1/2022 TO 6/30/2023
ESTIMATE OF NEEDS FOR 2023-2024

EXHIBIT D

Schedule 8: Report Of Prior Year's Expenditures				
DEPARTMENTS OF GOVERNMENT APPROPRIATED ACCOUNTS	FISCAL YEAR ENDING JUNE 30, 2022			FY ENDING JUNE, 30 2023
	Reserves 6-30-2022	Warrants Since Issued	Balance Lapsed Appropriations	Original Appropriations
Dept: 4000, Highway Budget				
2079 CED Small Projects	\$ -	\$ -	\$ -	\$ 4,410.00
Total for Highway Budget	\$ -	\$ -	\$ -	\$ 4,410.00
Dept: 4100, Highway District 1				
1110 Full time salaries	\$ -	\$ -	\$ -	\$ -
2005 Maintenance & Operation	\$ 2,717.32	\$ 2,617.32	\$ 100.00	\$ 673,117.95
Total for Highway District 1	\$ 2,717.32	\$ 2,617.32	\$ 100.00	\$ 673,117.95
Dept: 4200, Highway District 2				
1110 Full time salaries	\$ -	\$ -	\$ -	\$ -
1310 Travel	\$ -	\$ -	\$ -	\$ -
2005 Maintenance & Operation	\$ 2,165.31	\$ 2,165.31	\$ -	\$ 235,806.10
Total for Highway District 2	\$ 2,165.31	\$ 2,165.31	\$ -	\$ 235,806.10
Dept: 4300, Highway District 3				
1110 Full time salaries	\$ -	\$ -	\$ -	\$ 1,102.49
1310 Travel	\$ -	\$ -	\$ -	\$ -
2005 Maintenance & Operation	\$ 569.59	\$ 569.59	\$ -	\$ 255.76
Total for Highway District 3	\$ 569.59	\$ 569.59	\$ -	\$ 1,358.25
Dept: 6510, CIRB 2021-1				
2005 Maintenance & Operation	\$ 700.00	\$ 463.50	\$ 236.50	\$ 94,423.75
Total for CIRB 2021-1	\$ 700.00	\$ 463.50	\$ 236.50	\$ 94,423.75
Dept: 6520, CIRB 2021-2				
2005 Maintenance & Operation	\$ 1,000.00	\$ 402.15	\$ 597.85	\$ 85,300.04
Total for CIRB 2021-2	\$ 1,000.00	\$ 402.15	\$ 597.85	\$ 85,300.04
Dept: 6530, CIRB 2021-3				
2005 Maintenance & Operation	\$ 7,364.41	\$ 7,364.40	\$ 0.01	\$ 28,999.61
Total for CIRB 2021-3	\$ 7,364.41	\$ 7,364.40	\$ 0.01	\$ 28,999.61
COUNTY HIGHWAY UNRESTRICTED FUND ACCOUNT				
Sub-Total of Expenditures	\$ 14,516.63	\$ 13,582.27	\$ 934.36	\$ 1,123,415.70
SUBJECT TO WARRANT ISSUE				
Total Provision for Interest on Warrants	\$ -	\$ -	\$ -	\$ -
TOTAL UNRESTRICTED EXPENSES FOR THE COUNTY HIGHWAY UNRESTRICTED FUND				
	\$ 14,516.63	\$ 13,582.27	\$ 934.36	\$ 1,123,415.70

COUNTY HIGHWAY UNRESTRICTED COVERING THE PERIOD 7/1/2022 TO 6/30/2023
ESTIMATE OF NEEDS FOR 2023-2024

EXHIBIT D

Schedule 8: Report Of Prior Year's Expenditures							
FISCAL YEAR ENDING JUNE 30, 2023					FISCAL YEAR 2023-2024		
Supplemental Adjustments	Net Amount of Appropriations	Warrants Issued	Reserves	Lapsed Balance Known to be Unencumbered	Needs as Estimated by Governing Board	Approved by County Excise Board	
Dept: 4000, Highway Budget							
\$ -	\$ 4,410.00	\$ -	\$ -	\$ 4,410.00	\$ 4,410.00	\$ 4,410.00	
\$ -	\$ 4,410.00	\$ -	\$ -	\$ 4,410.00	\$ 4,410.00	\$ 4,410.00	
Dept: 4100, Highway District 1							
\$ 654,760.18	\$ 654,760.18	\$ 598,376.23	\$ -	\$ 56,383.95	\$ 56,383.95	\$ 56,383.95	
\$ 117,809.61	\$ 790,927.56	\$ 62,826.99	\$ 690.74	\$ 727,409.83	\$ 727,509.83	\$ 727,509.83	
\$ 772,569.79	\$ 1,445,687.74	\$ 661,203.22	\$ 690.74	\$ 783,793.78	\$ 783,893.78	\$ 783,893.78	
Dept: 4200, Highway District 2							
\$ 786,877.64	\$ 786,877.64	\$ 729,854.35	\$ -	\$ 57,023.29	\$ 57,023.29	\$ 57,023.29	
\$ 10,442.05	\$ 10,442.05	\$ 9,365.55	\$ -	\$ 1,076.50	\$ 1,076.50	\$ 1,076.50	
\$ (3,983.79)	\$ 231,822.31	\$ 68,509.50	\$ 649.34	\$ 162,663.47	\$ 162,663.47	\$ 162,663.47	
\$ 793,335.90	\$ 1,029,142.00	\$ 807,729.40	\$ 649.34	\$ 220,763.26	\$ 220,763.26	\$ 220,763.26	
Dept: 4300, Highway District 3							
\$ 707,289.03	\$ 708,391.52	\$ 648,850.47	\$ -	\$ 59,541.05	\$ 59,541.05	\$ 59,541.05	
\$ 10,442.05	\$ 10,442.05	\$ 9,365.55	\$ -	\$ 1,076.50	\$ 1,076.50	\$ 1,076.50	
\$ 107,331.34	\$ 107,587.10	\$ 51,359.90	\$ 576.16	\$ 55,651.04	\$ 55,651.04	\$ 55,651.04	
\$ 825,062.42	\$ 826,420.67	\$ 709,575.92	\$ 576.16	\$ 116,268.59	\$ 116,268.59	\$ 116,268.59	
Dept: 6510, CIRB 2021-1							
\$ 137,566.33	\$ 231,990.08	\$ 31,656.52	\$ -	\$ 200,333.56	\$ 200,570.06	\$ 200,570.06	
\$ 137,566.33	\$ 231,990.08	\$ 31,656.52	\$ -	\$ 200,333.56	\$ 200,570.06	\$ 200,570.06	
Dept: 6520, CIRB 2021-2							
\$ 137,566.34	\$ 222,866.38	\$ 8,149.25	\$ -	\$ 214,717.13	\$ 215,314.98	\$ 215,314.98	
\$ 137,566.34	\$ 222,866.38	\$ 8,149.25	\$ -	\$ 214,717.13	\$ 215,314.98	\$ 215,314.98	
Dept: 6530, CIRB 2021-3							
\$ 137,566.38	\$ 166,565.99	\$ 82,865.83	\$ -	\$ 83,700.16	\$ 83,700.17	\$ 83,700.17	
\$ 137,566.38	\$ 166,565.99	\$ 82,865.83	\$ -	\$ 83,700.16	\$ 83,700.17	\$ 83,700.17	
COUNTY HIGHWAY UNRESTRICTED FUND ACCOUNT							
\$ 2,803,667.16	\$ 3,927,082.86	\$ 2,301,180.14	\$ 1,916.24	\$ 1,623,986.48	\$ 1,624,920.84	\$ 1,624,920.84	
SUBJECT TO WARRANT ISSUE							
\$ -	\$ -	\$ -	\$ -	\$ -	\$ -	\$ -	
TOTAL UNRESTRICTED EXPENSES FOR THE COUNTY HIGHWAY UNRESTRICTED FUND							
\$ 2,803,667.16	\$ 3,927,082.86	\$ 2,301,180.14	\$ 1,916.24	\$ 1,623,986.48	\$ 1,624,920.84	\$ 1,624,920.84	

ESTIMATE OF NEEDS FOR THE 2023-2024 FISCAL YEAR	Estimate of Needs by Governing Board	Approved by County Excise Board
PURPOSE:		
Total of Unrestricted Expenses for the County Highway Unrestricted, Schedule 8	\$ 1,624,920.84	\$ 1,624,920.84
Total of Restricted Sales Tax Expenses for the County Highway Unrestricted, Schedule 8A	\$ -	\$ -
GRAND TOTAL - County Highway Unrestricted Fund	\$ 1,624,920.84	\$ 1,624,920.84

HEALTH COVERING THE PERIOD 7/1/2022 TO 6/30/2023
ESTIMATE OF NEEDS FOR 2023-2024

EXHIBIT E

Schedule 1, Current Balance Sheet - June 30, 2023		Amount
ASSETS:		
Cash Balance June 30, 2023		\$ 762,922.20
Investments		\$ -
TOTAL ASSETS		\$ 762,922.20
LIABILITIES AND RESERVES:		
Warrants Outstanding		\$ 10,935.95
Reserve for Interest on Warrants		\$ -
Reserves From Schedule 8		\$ 21,403.52
TOTAL LIABILITIES AND RESERVES		\$ 32,339.47
CASH FUND BALANCE JUNE 30, 2023		\$ 730,582.73
TOTAL LIABILITIES, RESERVES AND CASH FUND BALANCE		\$ 762,922.20

Schedule 2, Revenue and Requirements for 2022-2023		
	Detail	Total
REVENUE:		
Adjusted Cash Balance June 30, 2022	\$ 654,668.39	
Cash Fund Balance Transferred From Prior Years	\$ 10,188.42	
All Ad Valorem Tax Apportioned	\$ 268,065.84	
Miscellaneous Revenue Apportioned	\$ 14,525.68	
TOTAL REVENUE		\$ 947,448.33
REQUIREMENTS:		
Claims Paid by Warrants Issued	\$ 195,462.08	
Reserves From Schedule 8	\$ 21,403.52	
Interest Paid on Warrants	\$ -	
Reserve for Interest on Warrants	\$ -	
TOTAL REQUIREMENTS		\$ 216,865.60
ADD: CASH FUND BALANCE AS PER BALANCE SHEET JUNE 30, 2023		\$ 730,582.73
TOTAL REQUIREMENTS AND CASH FUND BALANCE		\$ 947,448.33

Schedule 3, Cash Fund Balance Analysis - June 30, 2023		Amount
ADDITIONS:		
Miscellaneous Revenue Collected in Excess with Transfer Adjustments		\$ 14,525.68
Warrants Estopped, Cancelled or Converted		\$ -
Fiscal Year 2022-2023 Lapsed Appropriations		\$ 700,029.30
Fiscal Year 2021-2022 Lapsed Appropriations		\$ 10,188.42
Ad Valorem Tax Collections in Excess of Estimate		\$ 20,455.86
TOTAL ADDITIONS		\$ 745,199.26
DEDUCTIONS:		
Supplemental Appropriations		\$ 14,616.53
Current Tax in Process of Collection		\$ -
TOTAL DEDUCTIONS		\$ 14,616.53
Cash Fund Balance as per Balance Sheet June 30, 2023		\$ 730,582.73

HEALTH COVERING THE PERIOD 7/1/2022 TO 6/30/2023
ESTIMATE OF NEEDS FOR 2023-2024

EXHIBIT E

Schedule 4: Revenue SOURCE	2021-2022 Account		2022-2023 Account		
	Actuaily Collected	Amount Estimated	Amount Estimated	Actually Collected	Over (Under)
Ad Valorem Taxes					
9001 Current Tax	\$ 253,393.53	\$ 247,609.98	\$ 247,609.98	\$ 260,381.63	\$ 12,771.65
9002 Prior Year	\$ 7,120.50	\$ -	\$ -	\$ 5,410.50	\$ 5,410.50
9003 Back Year	\$ 4,313.50	\$ -	\$ -	\$ 2,273.71	\$ 2,273.71
Ad Valorem Tax Total	\$ 264,827.53	\$ 247,609.98	\$ 247,609.98	\$ 268,065.84	\$ 20,455.86
9100, Local Revenues					
9115 Health Fees	\$ 19,166.74	\$ -	\$ -	\$ 9,696.50	\$ 9,696.50
Total for Local Revenues	\$ 19,166.74	\$ -	\$ -	\$ 9,696.50	\$ 9,696.50
9200, State Revenues					
9204 Grants - State	\$ -	\$ -	\$ -	\$ -	\$ -
9221 Payment In lieu of Taxes	\$ 105.15	\$ -	\$ -	\$ 106.15	\$ 106.15
9224 State Land Reimbursement	\$ 2.98	\$ -	\$ -	\$ 3.00	\$ 3.00
Total for State Revenues	\$ 108.13	\$ -	\$ -	\$ 109.15	\$ 109.15
9400, Miscellaneous Revenues					
9407 Reimbursements of Expenditures	\$ -	\$ -	\$ -	\$ 4,220.03	\$ 4,220.03
9408 Rents/Lease of Public Property	\$ 650.00	\$ -	\$ -	\$ 500.00	\$ 500.00
Total for Miscellaneous Revenues	\$ 650.00	\$ -	\$ -	\$ 4,720.03	\$ 4,720.03
TOTAL REVENUES FOR THE HEALTH FUND					
Total Unrestricted Revenue	\$ 19,924.87	\$ -	\$ -	\$ 14,525.68	\$ 14,525.68
9014 Sales Tax Interest	\$ -	\$ -	\$ -	\$ -	\$ -
9216 OTC - Sales Tax	\$ -	\$ -	\$ -	\$ -	\$ -
9418 Miscellaneous Sale Tax Receipts	\$ -	\$ -	\$ -	\$ -	\$ -
Restricted - Sales Tax Interest	\$ -	\$ -	\$ -	\$ -	\$ -
Total Miscellaneous Health	\$ 19,924.87	\$ -	\$ -	\$ 14,525.68	\$ 14,525.68
Ad Valorem Tax	\$ 264,827.53	\$ 247,609.98	\$ 247,609.98	\$ 268,065.84	\$ 20,455.86
Grand Total of All Revenues	\$ 284,752.40	\$ 247,609.98	\$ 247,609.98	\$ 282,591.52	\$ 34,981.54

HEALTH COVERING THE PERIOD 7/1/2022 TO 6/30/2023
ESTIMATE OF NEEDS FOR 2023-2024

EXHIBIT E

Schedule 4: Revenue SOURCE	Basis & Limit of Ensuing Estimate	2023-2024 Account	
		Estimated by Governing Board	Approved by Excise Board
Ad Valorem Taxes			
9001 Current Tax	102.12%	\$ 265,902.14	\$ 265,902.14
9002 Prior Year	0.00%	\$ -	\$ -
9003 Back Year			
Ad Valorem Tax Total		\$ 265,902.14	\$ 265,902.14
9100, Local Revenues			
9115 Health Fees	0.00%	\$ -	\$ -
Total for Local Revenues		\$ -	\$ -
9200, State Revenues			
9204 Grants - State	0.00%	\$ -	\$ -
9221 Payment In lieu of Taxes	0.00%	\$ -	\$ -
9224 State Land Reimbursement	0.00%	\$ -	\$ -
Total for State Revenues		\$ -	\$ -
9400, Miscellaneous Revenues			
9407 Reimbursements of Expenditures	0.00%	\$ -	\$ -
9408 Rents/Lease of Public Property	0.00%	\$ -	\$ -
Total for Miscellaneous Revenues		\$ -	\$ -
TOTAL REVENUES FOR THE HEALTH FUND			
Total Unrestricted Revenue	0.00%	\$ -	\$ -
9014 Sales Tax Interest	0.00%	\$ -	\$ -
9216 OTC - Sales Tax	0.00%	\$ -	\$ -
9418 Miscellaneous Sale Tax Receipts	0.00%	\$ -	\$ -
Restricted - Sales Tax Interest	90.00%	\$ -	\$ -
Total Miscellaneous Health		\$ -	\$ -
Ad Valorem Tax		\$ 265,902.14	\$ 265,902.14
Grand Total of All Revenues		\$ 265,902.14	\$ 265,902.14
Surplus Cash from Schedule 3		\$ 730,582.73	\$ 730,582.73
Total Budget for Health Fund		\$ 996,484.87	\$ 996,484.87

HEALTH COVERING THE PERIOD 7/1/2022 TO 6/30/2023
ESTIMATE OF NEEDS FOR 2023-2024

EXHIBIT E

Schedule 5: Health Fund Balance Sheet of Current and All Prior Years		
CURRENT AND ALL PRIOR YEARS	2022-23	PRE-2022
Cash Balance Reported to Excise Board June 30, 2022	\$ -	\$ 745,701.94
Opening Balance from Prior Year	\$ 654,668.39	\$ 654,668.39
Cash Fund Balance Transferred Out	\$ -	\$ -
Cash Fund Balance Transferred In	\$ -	\$ -
Adjusted Cash Balance	\$ 654,668.39	\$ 91,033.55
Ad Valorem Tax Apportioned	\$ 268,065.84	\$ -
Miscellaneous Revenue (Schedule 4)	\$ 14,525.68	\$ -
Cash Fund Balance Forward From Preceding Year	\$ 10,188.42	\$ -
Prior Expenditures Recovered	\$ -	\$ -
TOTAL RECEIPTS	\$ 292,779.94	\$ -
TOTAL RECEIPTS AND BALANCE	\$ 947,448.33	\$ 91,033.55
Warrants of Year in Caption	\$ 184,526.13	\$ 80,845.13
Interest Paid Thereon	\$ -	\$ -
TOTAL DISBURSEMENTS	\$ 184,526.13	\$ 80,845.13
CASH BALANCE AND INVESTMENTS JUNE 30, 2023	\$ 762,922.20	\$ 10,188.42
Reserve for Warrants Outstanding	\$ 10,935.95	\$ -
Reserve for Interest on Warrants	\$ -	\$ -
Reserves From Schedule 8	\$ 21,403.52	\$ -
TOTAL LIABILITES AND RESERVE	\$ 32,339.47	\$ -
DEFICIT:	\$ -	\$ -
CASH BALANCE FORWARD TO NEXT YEAR	\$ 730,582.73	\$ 10,188.42

Schedule 6: Health Fund Warrant Account of Current and All Prior Years			
CURRENT AND ALL PRIOR YEARS	2022-23	PRE-2022	Total
Warrants Outstanding June 30 of Year in Caption	\$ -	\$ 39,714.03	\$ 39,714.03
Warrants Registered During Year	\$ 195,462.08	\$ 41,131.10	\$ 236,593.18
TOTAL	\$ 195,462.08	\$ 80,845.13	\$ 276,307.21
Warrants Paid During Year	\$ 184,526.13	\$ 80,845.13	\$ 265,371.26
Warrants Converted to Bonds or Judgements	\$ -	\$ -	\$ -
Warrants Cancelled	\$ -	\$ -	\$ -
Warrants Estopped by Statute	\$ -	\$ -	\$ -
TOTAL WARRANTS RETIRED	\$ 184,526.13	\$ 80,845.13	\$ 265,371.26
TOTAL WARRANTS OUTSTANDING JUNE 30, 2023	\$ 10,935.95	\$ -	\$ 10,935.95

Schedule 7: 2022 Ad Valorem Tax Account			
2022 Net Valuation Cert. To County Excise Board	\$ 105,162,542.00	2.590 Mills	Amount
Total Proceeds of Levy as Certified			\$ 272,370.98
Additions:			\$ -
Deductions:			\$ -
Gross Balance Tax			\$ 272,370.98
Less Reserve for Delinquent Tax		Prior Year Percent for Delinquency 10%	\$ 24,761.00
Reserve for Protest Pending			\$ -
Balance Available Tax			\$ 247,609.98
Deduct 2022 Tax Apportioned			\$ 260,381.63
Net Balance 2022 Tax in Process of Collection			\$ -
Excess Collections			\$ 12,771.65

Schedule 9: Health Fund Summary of Expenses				
Total for Expenses	Net Appropriations July 1, 2023	Warrants Issued	Reserves	Approved by County Excise Board
1100 Total Salaries	\$ 240,000.00	\$ 124,281.06	\$ 20,000.00	\$ 100,000.00
1200 Fringe Benefits	\$ -	\$ -	\$ -	\$ -
1300 Travel Related	\$ 92,952.45	\$ 7,568.27	\$ 345.84	\$ 92,952.45
2000 Total Maintenance & Operations	\$ 101,166.53	\$ 58,108.75	\$ 1,057.68	\$ 75,000.00
4100 Total Machinery & Equipment, Capital Outlay	\$ 482,775.92	\$ 5,504.00	\$ -	\$ 728,532.42

HEALTH COVERING THE PERIOD 7/1/2022 TO 6/30/2023
ESTIMATE OF NEEDS FOR 2023-2024

EXHIBIT E

Schedule 8: Report Of Prior Year's Expenditures				
DEPARTMENTS OF GOVERNMENT APPROPRIATED ACCOUNTS	FISCAL YEAR ENDING JUNE 30, 2022			FY ENDING JUNE, 30 2023
	Reserves 6-30-2022	Warrants Since Issued	Balance Lapsed Appropriations	Original Appropriations
Dept: 5000, Public Health				
1110 Full time salaries	\$ 46,707.70	\$ 38,373.44	\$ 8,334.26	\$ 240,000.00
1310 Travel	\$ 900.00	\$ 525.10	\$ 374.90	\$ 15,000.00
2005 Maintenance & Operation	\$ 3,711.82	\$ 2,232.56	\$ 1,479.26	\$ 75,000.00
4110 Capital Outlay	\$ -	\$ -	\$ -	\$ 502,775.92
Total for Public Health	\$ 51,319.52	\$ 41,131.10	\$ 10,188.42	\$ 832,775.92
Dept: 5001, County Assigned Subdepartments				
1310 Travel	\$ -	\$ -	\$ -	\$ 69,502.45
2005 Maintenance & Operation	\$ -	\$ -	\$ -	\$ -
Total for County Assigned Subdepartments	\$ -	\$ -	\$ -	\$ 69,502.45
HEALTH FUND ACCOUNT				
Sub-Total of Expenditures	\$ 51,319.52	\$ 41,131.10	\$ 10,188.42	\$ 902,278.37
SUBJECT TO WARRANT ISSUE				
Total Provision for Interest on Warrants	\$ -	\$ -	\$ -	\$ -
TOTAL UNRESTRICTED EXPENSES FOR THE HEALTH FUND				
	\$ 51,319.52	\$ 41,131.10	\$ 10,188.42	\$ 902,278.37

HEALTH COVERING THE PERIOD 7/1/2022 TO 6/30/2023
ESTIMATE OF NEEDS FOR 2023-2024

EXHIBIT E

Schedule 8: Report Of Prior Year's Expenditures						
FISCAL YEAR ENDING JUNE 30, 2023					FISCAL YEAR 2023-2024	
Supplemental Adjustments	Net Amount of Appropriations	Warrants Issued	Reserves	Lapsed Balance Known to be Unencumbered	Needs as Estimated by Governing Board	Approved by County Excise Board
Dept: 5000, Public Health						
\$ -	\$ 240,000.00	\$ 124,281.06	\$ 20,000.00	\$ 95,718.94	\$ 100,000.00	\$ 100,000.00
\$ -	\$ 15,000.00	\$ 7,568.27	\$ 345.84	\$ 7,085.89	\$ 15,000.00	\$ 15,000.00
\$ 26,166.53	\$ 101,166.53	\$ 58,108.75	\$ 1,057.68	\$ 42,000.10	\$ 75,000.00	\$ 75,000.00
\$ (20,000.00)	\$ 482,775.92	\$ 5,504.00	\$ -	\$ 477,271.92	\$ 712,278.00	\$ 728,532.42
\$ 6,166.53	\$ 838,942.45	\$ 195,462.08	\$ 21,403.52	\$ 622,076.85	\$ 902,278.00	\$ 918,532.42
Dept: 5001, County Assigned Subdepartments						
\$ 8,450.00	\$ 77,952.45	\$ -	\$ -	\$ 77,952.45	\$ 77,952.45	\$ 77,952.45
\$ -	\$ -	\$ -	\$ -	\$ -	\$ -	\$ -
\$ 8,450.00	\$ 77,952.45	\$ -	\$ -	\$ 77,952.45	\$ 77,952.45	\$ 77,952.45
HEALTH FUND ACCOUNT						
\$ 14,616.53	\$ 916,894.90	\$ 195,462.08	\$ 21,403.52	\$ 700,029.30	\$ 980,230.45	\$ 996,484.87
SUBJECT TO WARRANT ISSUE						
\$ -	\$ -	\$ -	\$ -	\$ -	\$ -	\$ -
TOTAL UNRESTRICTED EXPENSES FOR THE HEALTH FUND						
\$ 14,616.53	\$ 916,894.90	\$ 195,462.08	\$ 21,403.52	\$ 700,029.30	\$ 980,230.45	\$ 996,484.87

ESTIMATE OF NEEDS FOR THE 2023-2024 FISCAL YEAR	Estimate of Needs by Governing Board	Approved by County Excise Board
PURPOSE:		
Total of Unrestricted Expenses for the Health, Schedule 8	\$ 974,162.93	\$ 990,417.35
Total of Restricted Sales Tax Expenses for the Health, Schedule 8A	\$ -	\$ -
Pro rata share of County Assessor's Budget as determined by County Excise Board	\$ 6,067.52	\$ 6,067.52
GRAND TOTAL - Health Fund	\$ 980,230.45	\$ 996,484.87

SINKING FUND ACCOUNTS COVERING THE PERIOD JULY 1, 2022, to JUNE 30, 2023
ESTIMATE OF NEEDS FOR 2023-2024

EXHIBIT "G"

Page 29

Schedule I, Detail of Bond and Coupon Indebtedness as of June 30, 2023 - Not Affecting Homesteads (New)	
PURPOSE OF BOND ISSUE:	Total of all Sinking Funds
HOW AND WHEN BONDS MATURE	
Uniform Maturities:	
Amount of Each Uniform Maturity	\$ -
Final Maturity Otherwise	
Amount of Final Maturity	\$ -
AMOUNT OF ORIGINAL ISSUE	
Cancelled, In Judgement Or Delayed For Final Levy Year	\$ -
Basis of Accruals Contemplated on Net Collections or Better in Anticipation:	
Bond Issues Accruing By Tax Levy	\$ -
Normal Annual Accrual	\$ -
Accrual Liability To Date	\$ -
Deductions From Total Accruals:	
Bonds Paid Prior To 6-30-2022	\$ -
Bonds Paid During 2022-2023	\$ -
Matured Bonds Unpaid	\$ -
Balance of Accrual Liability	\$ -
TOTAL BONDS OUTSTANDING 6-30-2023:	
Matured	\$ -
Unmatured	\$ -
Requirement for Interest Earnings After Last Tax-Levy Year:	
Terminal Interest To Accrue	\$ -
Accrue Each Year	\$ -
Total Accrual To Date	\$ -
Current Interest Earnings Through 2023-2024	\$ -
Total Interest To Levy For 2023-2024	\$ -
INTEREST COUPON ACCOUNT:	
Interest Earned But Unpaid 6-30-2022:	
Matured	\$ -
Unmatured	\$ -
Interest Earnings 2022-2023:	
Coupons Paid Through 2022-2023:	\$ -
Interest Earned But Unpaid 6-30-2023:	
Matured	\$ -
Unmatured	\$ -

SINKING FUND ACCOUNTS COVERING THE PERIOD JULY 1, 2022, to JUNE 30, 2023
ESTIMATE OF NEEDS FOR 2023-2024

EXHIBIT "G"

Schedule 2, Detail of Judgement Indebtedness as of June 30, 2023 - Not Affecting Homesteads				
Judgements For Indebtedness Originally Incurred After January 8, 1937				
IN FAVOR OF	Name	0	0	0
BY WHOM OWNED	Name	0	0	0
PURPOSE OF JUDGEMENT	Title	0	0	0
Case Number	Number	0	0	0
NAME OF COURT	Name	0	0	0
Date of Judgement	Date	0	0	0
Principal Amount of Judgement	\$ -	\$ -	\$ -	\$ -
Tax Levies Made	\$ -	\$ -	\$ -	\$ -
Principal Amount Provided for to June 30, 2022	\$ -	\$ -	\$ -	\$ -
Principal Amount Provided for In 2022-2023	\$ -	\$ -	\$ -	\$ -
PRINCIPAL AMOUNT NOT PROVIDED FOR	\$ -	\$ -	\$ -	\$ -
AMOUNT TO PROVIDE BY TAX LEVY FISCAL YEAR 2023-2024				
Principal 1/3	\$ -	\$ -	\$ -	\$ -
Interest	\$ -	\$ -	\$ -	\$ -
FOR ALL JUDGEMENTS REPORTED:				
LEVIED FOR BUT UNPAID JUDGEMENT OBLIGATIONS				
OUTSTANDING JUNE 30, 2022:				
Principal	\$ -	\$ -	\$ -	\$ -
Interest	\$ -	\$ -	\$ -	\$ -
JUDGEMENT OBLIGATIONS SINCE LEVIED FOR:				
Principal	\$ -	\$ -	\$ -	\$ -
Interest	\$ -	\$ -	\$ -	\$ -
JUDGEMENT OBLIGATIONS SINCE PAID:				
Principal	\$ -	\$ -	\$ -	\$ -
Interest	\$ -	\$ -	\$ -	\$ -
LEVIED BUT UNPAID JUDGEMENT OBLIGATIONS				
OUTSTANDING JUNE 30, 2023:				
Principal	\$ -	\$ -	\$ -	\$ -
Interest	\$ -	\$ -	\$ -	\$ -
Total	\$ -	\$ -	\$ -	\$ -

Schedule 3, Prepaid Judgements as of June 30, 2023			
Prepaid Judgements On Indebtedness Originating After January 8, 1937			
NAME OF JUDGEMENT	Name	0	0
CASE NUMBER	Number	0	0
NAME OF COURT	Name	0	0
Principal Amount Of Judgement	\$ -	\$ -	\$ -
Tax Levies Made	\$ -	\$ -	\$ -
Unreimbursed Balance At June 30, 2022	\$ -	\$ -	\$ -
Reimbursement By 2022 Tax Levy	\$ -	\$ -	\$ -
Annual Accrual On Prepaid Judgements	\$ -	\$ -	\$ -
Stricken By Court Order	\$ -	\$ -	\$ -
Asset Balance June 30, 2023	\$ -	\$ -	\$ -

SINKING FUND ACCOUNTS COVERING THE PERIOD JULY 1, 2022, to JUNE 30, 2023
ESTIMATE OF NEEDS FOR 2023-2024

EXHIBIT "G"

Schedule 2, Detail of Judgement Indebtedness as of June 30, 2023 - Not Affecting Homesteads (New) (Continued)					
0	0	0	0	0	TOTAL ALL JUDGEMENTS
0	0	0	0	0	
0	0	0	0	0	
0	0	0	0	0	
0	0	0	0	0	
0	0	0	0	0	
\$ -	\$ -	\$ -	\$ -	\$ -	\$ -
\$ -	\$ -	\$ -	\$ -	\$ -	\$ -
\$ -	\$ -	\$ -	\$ -	\$ -	\$ -
\$ -	\$ -	\$ -	\$ -	\$ -	\$ -
\$ -	\$ -	\$ -	\$ -	\$ -	\$ -
\$ -	\$ -	\$ -	\$ -	\$ -	\$ -
\$ -	\$ -	\$ -	\$ -	\$ -	\$ -
\$ -	\$ -	\$ -	\$ -	\$ -	\$ -
\$ -	\$ -	\$ -	\$ -	\$ -	\$ -
\$ -	\$ -	\$ -	\$ -	\$ -	\$ -
\$ -	\$ -	\$ -	\$ -	\$ -	\$ -
\$ -	\$ -	\$ -	\$ -	\$ -	\$ -
\$ -	\$ -	\$ -	\$ -	\$ -	\$ -
\$ -	\$ -	\$ -	\$ -	\$ -	\$ -
\$ -	\$ -	\$ -	\$ -	\$ -	\$ -
\$ -	\$ -	\$ -	\$ -	\$ -	\$ -

Schedule 3, Prepaid Judgements as of June 30, 2023 (Continued)					
0	0	0	0	0	TOTAL ALL PREPAID JUDGEMENTS
0	0	0	0	0	
0	0	0	0	0	
\$ -	\$ -	\$ -	\$ -	\$ -	\$ -
\$ -	\$ -	\$ -	\$ -	\$ -	\$ -
\$ -	\$ -	\$ -	\$ -	\$ -	\$ -
\$ -	\$ -	\$ -	\$ -	\$ -	\$ -
\$ -	\$ -	\$ -	\$ -	\$ -	\$ -
\$ -	\$ -	\$ -	\$ -	\$ -	\$ -
\$ -	\$ -	\$ -	\$ -	\$ -	\$ -
\$ -	\$ -	\$ -	\$ -	\$ -	\$ -
\$ -	\$ -	\$ -	\$ -	\$ -	\$ -
\$ -	\$ -	\$ -	\$ -	\$ -	\$ -
\$ -	\$ -	\$ -	\$ -	\$ -	\$ -
\$ -	\$ -	\$ -	\$ -	\$ -	\$ -
\$ -	\$ -	\$ -	\$ -	\$ -	\$ -
\$ -	\$ -	\$ -	\$ -	\$ -	\$ -
\$ -	\$ -	\$ -	\$ -	\$ -	\$ -

SINKING FUND ACCOUNTS COVERING THE PERIOD JULY 1, 2022, to JUNE 30, 2023
ESTIMATE OF NEEDS FOR 2023-2024

EXHIBIT "G"

Schedule 4, Sinking Fund Cash Statement		
Revenue Receipts and Disbursements	SINKING FUND	
	Detail	Extension
Cash on Hand June 30, 2022		\$ -
Investments Since Liquidated	\$ -	
COLLECTED AND APPORTIONED:		
2021 and Prior Ad Valorem Tax	\$ 0.90	
2022 Ad Valorem Tax	\$ -	
Protest Tax Refunds	\$ -	
All Other Receipts	\$ -	
TOTAL RECEIPTS		\$ 0.90
TOTAL RECEIPTS AND BALANCE		\$ 0.90
DISBURSEMENTS:		
Coupons Paid	\$ -	
Transferred to Other Funds	\$ 0.90	
Interest Paid on Past-Due Coupons	\$ -	
Bonds Paid	\$ -	
Interest Paid on Past-Due Bonds	\$ -	
Commission Paid to Fiscal Agency	\$ -	
Judgements Paid	\$ -	
Interest Paid on Such Judgements	\$ -	
Investments Purchased	\$ -	
Judgements Paid Under 62 O.S. 1981, § 435	\$ -	
TOTAL DISBURSEMENTS		\$ 0.90
CASH BALANCE ON HAND JUNE 30, 2023		\$ -

Schedule 5, Sinking Fund Balance Sheet		
	SINKING FUND	
	Detail	Extension
Cash Balance on Hand June 30, 2023		\$ -
Legal Investments Properly Maturing	\$ -	
Judgements Paid to Recover By Tax Levy	\$ -	
TOTAL LIQUID ASSETS (In Extension Column)		\$ -
DEDUCT MATURED INDEBTEDNESS:		
a. Past-Due Coupons	\$ -	
b. Interest Accrued Thereon	\$ -	
c. Past-Due Bonds	\$ -	
d. Interest Thereon After Last Coupon	\$ -	
e. Fiscal Agency Commission on Above	\$ -	
f. Judgements and Interest Levied for But Unpaid	\$ -	
TOTAL Items a. Through f. (To Extension Column)		\$ -
BALANCE OF ASSETS SUBJECT TO ACCRUALS		\$ -
DEDUCT ACCRUAL RESERVES IF ASSETS SUFFICIENT:		
g. Earned Unmatured Interest	\$ -	
h. Accrual on Final Coupons	\$ -	
i. Accrued on Unmatured Bonds	\$ -	
TOTAL Items g. Through i. (To Extension Column)		\$ -
EXCESS OF ASSETS OVER ACCRUAL RESERVES		\$ -

SINKING FUND ACCOUNTS COVERING THE PERIOD JULY 1, 2022, to JUNE 30, 2023
ESTIMATE OF NEEDS FOR 2023-2024

EXHIBIT "G"

Schedule 6, Estimate of Sinking Fund Needs		
	SINKING FUND	
	Computed By Governing Board	Provided By Excise Board
Interest Earnings On Bonds	\$ -	\$ -
Accrual on Unmatured Bonds	\$ -	\$ -
Annual Accrual on "Prepaid" Judgements	\$ -	\$ -
Annual Accrual on Unpaid Judgements	\$ -	\$ -
Interest on Unpaid Judgements	\$ -	\$ -
Annual Accrual From Exhibit KK	\$ -	\$ -
TOTAL SINKING FUND PROVISION	\$ -	\$ -

Schedule 7, 2022 Ad Valorem Tax Account - Sinking Funds			
	Gross Value \$	Net Value \$	Amount
	0.00	0.00	0.00 Mills
Total Proceeds of Levy as Certified			\$ -
Additions:			\$ -
Deductions:			\$ -
Gross Balance Tax			\$ -
Less Reserve for Delinquent Tax			\$ -
Reserve for Protest Pending			\$ -
Balance Available Tax			\$ -
Deduct 2022 Tax Apportioned			\$ -
Net Balance 2022 Tax in Process of Collection or			\$ -
Excess Collections			\$ -

Schedule 9, Sinking Fund Investments						
INVESTED IN	Investments on Hand June 30, 2022	Since Purchased	LIQUIDATIONS		Barred by Court Order	Investments on Hand June 30, 2022
			By Collections of Cost	Amortized Premium		
	\$ -	\$ -	\$ -	\$ -	\$ -	\$ -
	\$ -	\$ -	\$ -	\$ -	\$ -	\$ -
	\$ -	\$ -	\$ -	\$ -	\$ -	\$ -
	\$ -	\$ -	\$ -	\$ -	\$ -	\$ -
	\$ -	\$ -	\$ -	\$ -	\$ -	\$ -
	\$ -	\$ -	\$ -	\$ -	\$ -	\$ -
	\$ -	\$ -	\$ -	\$ -	\$ -	\$ -
	\$ -	\$ -	\$ -	\$ -	\$ -	\$ -
	\$ -	\$ -	\$ -	\$ -	\$ -	\$ -
	\$ -	\$ -	\$ -	\$ -	\$ -	\$ -
TOTAL INVESTMENTS	\$ -	\$ -	\$ -	\$ -	\$ -	\$ -

SINKING FUND ACCOUNTS COVERING THE PERIOD JULY 1, 2022, to JUNE 30, 2023
 ESTIMATE OF NEEDS FOR 2023-2024

EXHIBIT "G"

Schedule 10, Miscellaneous Revenue	
Source	2022-2023 ACCOUNT ACTUALLY COLLECTED
Ad Valorem Taxes	
9003, Back Year	\$ 0.90
Total for Ad Valorem Taxes	\$ 0.90
TOTAL REVENUES FOR THE FUND	
Grand Total Sinking Fund	\$ 0.90

TOTAL OF SPECIAL REVENUE FUNDS COVERING THE PERIOD JULY 1, 2022 TO JUNE 30, 2023
ESTIMATE OF NEEDS FOR 2023-2024

EXHIBIT "I" TOTALS

Schedule 1: Current Balance Sheet - June 30, 2023	
ASSETS:	
Cash Balances	\$ 9,061,924.29
Investments	\$ -
TOTAL ASSETS	\$ 9,061,924.29
LIABILITIES AND RESERVES:	
Warrants Outstanding	\$ 254,500.69
Reserve for Interest on Warrants	\$ -
Reserves From Schedule 3	\$ 30,488.86
TOTAL LIABILITIES AND RESERVES	\$ 284,989.55
CASH FUND BALANCE JUNE 30, 2023	\$ 8,776,934.74
TOTAL LIABILITIES, RESERVES AND CASH FUND BALANCE	\$ 9,061,924.29

Schedule 5: Special Revenue Funds Balance Sheet of Current and All Prior Years		
CURRENT AND ALL PRIOR YEARS	2022-23	PRE-2022
Cash Balance Reported to Excise Board June 30, 2022	\$ -	\$ 5,348,285.77
Opening Balance from Prior Year	\$ 5,249,912.82	\$ 5,249,912.82
Cash Fund Balance Transferred Out	\$ -	\$ -
Cash Fund Balance Transferred In	\$ 8,545.89	\$ -
Adjusted Cash Balance	\$ 5,258,458.71	\$ 98,372.95
Ad Valorem Tax Apportioned To Year In Caption	\$ -	\$ -
Sources of Revenue		
9000 Interest, Mortgage Tax	\$ 12,473.73	\$ -
9100 Local Revenues	\$ 1,352,063.38	\$ -
9200 State Revenues	\$ 1,263,418.82	\$ -
9300 Federal Revenues	\$ 4,997,408.46	\$ -
9400 Miscellaneous Revenues	\$ 48,860.72	\$ -
9500 Special Assessments	\$ 3,804.51	\$ -
9600 Other Revenues	\$ -	\$ -
9700 School Revenues	\$ -	\$ -
All Other Non-Tax Revenues	\$ -	\$ -
Sales Tax and Sales Tax Interest	\$ -	\$ -
Cash Fund Balance Forward From Preceding Year	\$ 3,295.92	\$ -
Prior Expenditures Recovered	\$ -	\$ -
TOTAL RECEIPTS	\$ 7,681,325.54	\$ -
TOTAL RECEIPTS AND BALANCE	\$ 12,939,784.25	\$ 98,372.95
Warrants of Year in Caption	\$ 3,877,859.96	\$ 95,077.03
Interest Paid Thereon	\$ -	\$ -
TOTAL DISBURSEMENTS	\$ 3,877,859.96	\$ 95,077.03
CASH BALANCE JUNE 30, 2023	\$ 9,061,924.29	\$ 3,295.92
Reserve for Warrants Outstanding	\$ 254,500.69	\$ -
Reserve for Interest on Warrants	\$ -	\$ -
Reserves From Schedule 8	\$ 30,488.86	\$ -
TOTAL LIABILITES AND RESERVE	\$ 284,989.55	\$ -
DEFICIT:	\$ -	\$ -
CASH BALANCE FORWARD TO NEXT YEAR	\$ 8,776,934.74	\$ 3,295.92

Schedule 9: Special Revenue Funds Summary of Expenses				
Total for Expenses	Net Appropriations July 1, 2023	Warrants Issued	Reserves	Approved by County Excise
1100 Total Salaries	\$ 566,768.34	\$ 535,205.97	\$ -	\$ 31,562.37
1200 Fringe Benefits	\$ -	\$ -	\$ -	\$ -
1300 Travel Related	\$ 3,375.92	\$ 3,375.92	\$ -	\$ -
2005 Total Maintenance & Operations	\$ 7,610,262.97	\$ 3,593,778.76	\$ 30,488.86	\$ 3,989,170.58
4110 Machinery & Equipment, Capital Outlay	\$ 684.60	\$ -	\$ -	\$ 684.60
All Other Expenses	\$ -	\$ -	\$ -	\$ -
TOTAL EXPENDITURES 2022-23 FISCAL YEAR	\$ 8,181,091.83	\$ 4,132,360.65	\$ 30,488.86	\$ 4,021,417.55

COUNTY BRIDGE AND ROAD IMPROVEMENT COVERING THE PERIOD 7/1/2022 TO 6/30/2023
ESTIMATE OF NEEDS FOR 2023-2024

I-1103

COUNTY BRIDGE AND ROAD IMPROVEMENT

Schedule 1: Current Balance Sheet - June 30, 2023	
ASSETS:	
Cash Balances	\$ 1,322,578.55
Investments	\$ -
TOTAL ASSETS	\$ 1,322,578.55
LIABILITIES AND RESERVES:	
Warrants Outstanding	\$ 147,962.62
Reserve for Interest on Warrants	\$ -
Reserves From Schedule 3	\$ -
TOTAL LIABILITIES AND RESERVES	\$ 147,962.62
CASH FUND BALANCE JUNE 30, 2023	\$ 1,174,615.93
TOTAL LIABILITIES, RESERVES AND CASH FUND BALANCE	\$ 1,322,578.55

Schedule 5: County Bridge And Road Improvement Fund Balance Sheet of Current and All Prior Years		
CURRENT AND ALL PRIOR YEARS	2022-23	PRE-2022
Cash Balance Reported to Excise Board June 30, 2022	\$ -	\$ 1,300,111.80
Opening Balance from Prior Year	\$ 1,297,051.55	\$ 1,297,051.55
Cash Fund Balance Transferred Out	\$ -	\$ -
Cash Fund Balance Transferred In	\$ -	\$ -
Adjusted Cash Balance	\$ 1,297,051.55	\$ 3,060.25
Ad Valorem Tax Apportioned To Year In Caption	\$ -	\$ -
Sources of Revenue		
9000 Interest, Mortgage Tax	\$ -	\$ -
9100 Local Revenues	\$ -	\$ -
9200 State Revenues	\$ 1,179,155.15	\$ -
9300 Federal Revenues	\$ -	\$ -
9400 Miscellaneous Revenues	\$ -	\$ -
9500 Special Assessments	\$ -	\$ -
9600 Other Revenues	\$ -	\$ -
9700 School Revenues	\$ -	\$ -
All Other Non-Tax Revenues	\$ -	\$ -
Sales Tax and Sales Tax Interest	\$ -	\$ -
Cash Fund Balance Forward From Preceding Year	\$ 2,167.75	\$ -
Prior Expenditures Recovered	\$ -	\$ -
TOTAL RECEIPTS	\$ 1,181,322.90	\$ -
TOTAL RECEIPTS AND BALANCE	\$ 2,478,374.45	\$ 3,060.25
Warrants of Year in Caption	\$ 1,155,795.90	\$ 892.50
Interest Paid Thereon	\$ -	\$ -
TOTAL DISBURSEMENTS	\$ 1,155,795.90	\$ 892.50
CASH BALANCE JUNE 30, 2023	\$ 1,322,578.55	\$ 2,167.75
Reserve for Warrants Outstanding	\$ 147,962.62	\$ -
Reserve for Interest on Warrants	\$ -	\$ -
Reserves From Schedule 8	\$ -	\$ -
TOTAL LIABILITES AND RESERVE	\$ 147,962.62	\$ -
DEFICIT:	\$ -	\$ -
CASH BALANCE FORWARD TO NEXT YEAR	\$ 1,174,615.93	\$ 2,167.75

Schedule 9: County Bridge And Road Improvement Fund Summary of Expenses				
Total for Expenses	Net Appropriations July 1, 2023	Warrants Issued	Reserves	Approved by County Excise
1100 Total Salaries	\$ -	\$ -	\$ -	\$ -
1200 Fringe Benefits	\$ -	\$ -	\$ -	\$ -
1300 Travel Related	\$ -	\$ -	\$ -	\$ -
2000 Total Maintenance & Operations	\$ 2,478,374.45	\$ 1,303,758.52	\$ -	\$ 1,176,783.68
4100 Total Machinery & Equipment, Capital Outlay	\$ -	\$ -	\$ -	\$ -
All Other Expenses	\$ -	\$ -	\$ -	\$ -
TOTAL EXPENDITURES 2022-23 FISCAL YEAR	\$ 2,478,374.45	\$ 1,303,758.52	\$ -	\$ 1,176,783.68

1-1204

ASSESSOR REVOLVING FEE

Schedule 1: Current Balance Sheet - June 30, 2023	
ASSETS:	
Cash Balances	\$ 24,367.07
Investments	\$ -
TOTAL ASSETS	\$ 24,367.07
LIABILITIES AND RESERVES:	
Warrants Outstanding	\$ -
Reserve for Interest on Warrants	\$ -
Reserves From Schedule 3	\$ -
TOTAL LIABILITIES AND RESERVES	\$ -
CASH FUND BALANCE JUNE 30, 2023	\$ 24,367.07
TOTAL LIABILITIES, RESERVES AND CASH FUND BALANCE	\$ 24,367.07

Schedule 5: Assessor Revolving Fee Fund Balance Sheet of Current and All Prior Years		
CURRENT AND ALL PRIOR YEARS	2022-23	PRE-2022
Cash Balance Reported to Excise Board June 30, 2022	\$ -	\$ 23,166.07
Opening Balance from Prior Year	\$ 23,166.07	\$ 23,166.07
Cash Fund Balance Transferred Out	\$ -	\$ -
Cash Fund Balance Transferred In	\$ -	\$ -
Adjusted Cash Balance	\$ 23,166.07	\$ -
Ad Valorem Tax Apportioned To Year In Caption	\$ -	\$ -
Sources of Revenue		
9000 Interest, Mortgage Tax	\$ -	\$ -
9100 Local Revenues	\$ 1,940.00	\$ -
9200 State Revenues	\$ -	\$ -
9300 Federal Revenues	\$ -	\$ -
9400 Miscellaneous Revenues	\$ -	\$ -
9500 Special Assessments	\$ -	\$ -
9600 Other Revenues	\$ -	\$ -
9700 School Revenues	\$ -	\$ -
All Other Non-Tax Revenues	\$ -	\$ -
Sales Tax and Sales Tax Interest	\$ -	\$ -
Cash Fund Balance Forward From Preceding Year	\$ -	\$ -
Prior Expenditures Recovered	\$ -	\$ -
TOTAL RECEIPTS	\$ 1,940.00	\$ -
TOTAL RECEIPTS AND BALANCE	\$ 25,106.07	\$ -
Warrants of Year in Caption	\$ 739.00	\$ -
Interest Paid Thereon	\$ -	\$ -
TOTAL DISBURSEMENTS	\$ 739.00	\$ -
CASH BALANCE JUNE 30, 2023	\$ 24,367.07	\$ -
Reserve for Warrants Outstanding	\$ -	\$ -
Reserve for Interest on Warrants	\$ -	\$ -
Reserves From Schedule 8	\$ -	\$ -
TOTAL LIABILITES AND RESERVE	\$ -	\$ -
DEFICIT:	\$ -	\$ -
CASH BALANCE FORWARD TO NEXT YEAR	\$ 24,367.07	\$ -

Schedule 9: Assessor Revolving Fee Fund Summary of Expenses				
Total for Expenses	Net Appropriations July 1, 2023	Warrants Issued	Reserves	Approved by County Excise
1100 Total Salaries	\$ -	\$ -	\$ -	\$ -
1200 Fringe Benefits	\$ -	\$ -	\$ -	\$ -
1300 Travel Related	\$ -	\$ -	\$ -	\$ -
2000 Total Maintenance & Operations	\$ 25,106.07	\$ 739.00	\$ -	\$ 24,367.07
4100 Total Machinery & Equipment, Capital Outlay	\$ -	\$ -	\$ -	\$ -
All Other Expenses	\$ -	\$ -	\$ -	\$ -
TOTAL EXPENDITURES 2022-23 FISCAL YEAR	\$ 25,106.07	\$ 739.00	\$ -	\$ 24,367.07

COUNTY CLERK LIEN FEE COVERING THE PERIOD 7/1/2022 TO 6/30/2023
ESTIMATE OF NEEDS FOR 2023-2024

COUNTY CLERK LIEN FEE

I-1208

Schedule 1: Current Balance Sheet - June 30, 2023	
ASSETS:	
Cash Balances	\$ 10,713.28
Investments	\$ -
TOTAL ASSETS	\$ 10,713.28
LIABILITIES AND RESERVES:	
Warrants Outstanding	\$ -
Reserve for Interest on Warrants	\$ -
Reserves From Schedule 3	\$ 2,109.00
TOTAL LIABILITIES AND RESERVES	\$ 2,109.00
CASH FUND BALANCE JUNE 30, 2023	\$ 8,604.28
TOTAL LIABILITIES, RESERVES AND CASH FUND BALANCE	\$ 10,713.28

Schedule 5: County Clerk Lien Fee Fund Balance Sheet of Current and All Prior Years		
CURRENT AND ALL PRIOR YEARS	2022-23	PRE-2022
Cash Balance Reported to Excise Board June 30, 2022	\$ -	\$ 8,343.60
Opening Balance from Prior Year	\$ 8,343.60	\$ 8,343.60
Cash Fund Balance Transferred Out	\$ -	\$ -
Cash Fund Balance Transferred In	\$ -	\$ -
Adjusted Cash Balance	\$ 8,343.60	\$ -
Ad Valorem Tax Apportioned To Year In Caption	\$ -	\$ -
Sources of Revenue		
9000 Interest, Mortgage Tax	\$ -	\$ -
9100 Local Revenues	\$ 2,871.00	\$ -
9200 State Revenues	\$ -	\$ -
9300 Federal Revenues	\$ -	\$ -
9400 Miscellaneous Revenues	\$ -	\$ -
9500 Special Assessments	\$ -	\$ -
9600 Other Revenues	\$ -	\$ -
9700 School Revenues	\$ -	\$ -
All Other Non-Tax Revenues	\$ -	\$ -
Sales Tax and Sales Tax Interest	\$ -	\$ -
Cash Fund Balance Forward From Preceding Year	\$ -	\$ -
Prior Expenditures Recovered	\$ -	\$ -
TOTAL RECEIPTS	\$ 2,871.00	\$ -
TOTAL RECEIPTS AND BALANCE	\$ 11,214.60	\$ -
Warrants of Year in Caption	\$ 501.32	\$ -
Interest Paid Thereon	\$ -	\$ -
TOTAL DISBURSEMENTS	\$ 501.32	\$ -
CASH BALANCE JUNE 30, 2023	\$ 10,713.28	\$ -
Reserve for Warrants Outstanding	\$ -	\$ -
Reserve for Interest on Warrants	\$ -	\$ -
Reserves From Schedule 8	\$ 2,109.00	\$ -
TOTAL LIABILITIES AND RESERVE	\$ 2,109.00	\$ -
DEFICIT:	\$ -	\$ -
CASH BALANCE FORWARD TO NEXT YEAR	\$ 8,604.28	\$ -

Schedule 9: County Clerk Lien Fee Fund Summary of Expenses				
Total for Expenses	Net Appropriations July 1, 2023	Warrants Issued	Reserves	Approved by County Excise
1100 Total Salaries	\$ -	\$ -	\$ -	\$ -
1200 Fringe Benefits	\$ -	\$ -	\$ -	\$ -
1300 Travel Related	\$ -	\$ -	\$ -	\$ -
2000 Total Maintenance & Operations	\$ 11,214.60	\$ 501.32	\$ 2,109.00	\$ 8,604.28
4100 Total Machinery & Equipment, Capital Outlay	\$ -	\$ -	\$ -	\$ -
All Other Expenses	\$ -	\$ -	\$ -	\$ -
TOTAL EXPENDITURES 2022-23 FISCAL YEAR	\$ 11,214.60	\$ 501.32	\$ 2,109.00	\$ 8,604.28

I-1209

COUNTY CLERK RECORDS MANAGEMENT AND PRESERVATION

Schedule 1: Current Balance Sheet - June 30, 2023	
ASSETS:	
Cash Balances	\$ 57,502.72
Investments	\$ -
TOTAL ASSETS	\$ 57,502.72
LIABILITIES AND RESERVES:	
Warrants Outstanding	\$ 805.68
Reserve for Interest on Warrants	\$ -
Reserves From Schedule 3	\$ -
TOTAL LIABILITIES AND RESERVES	\$ 805.68
CASH FUND BALANCE JUNE 30, 2023	\$ 56,697.04
TOTAL LIABILITIES, RESERVES AND CASH FUND BALANCE	\$ 57,502.72

Schedule 5: County Clerk Records Management And Preservation Fund Balance Sheet of Current and All Prior Years		
CURRENT AND ALL PRIOR YEARS	2022-23	PRE-2022
Cash Balance Reported to Excise Board June 30, 2022	\$ -	\$ 56,887.12
Opening Balance from Prior Year	\$ 38,327.07	\$ 38,327.07
Cash Fund Balance Transferred Out	\$ -	\$ -
Cash Fund Balance Transferred In	\$ -	\$ -
Adjusted Cash Balance	\$ 38,327.07	\$ 18,560.05
Ad Valorem Tax Apportioned To Year In Caption	\$ -	\$ -
Sources of Revenue		
9000 Interest, Mortgage Tax	\$ -	\$ -
9100 Local Revenues	\$ 28,038.00	\$ -
9200 State Revenues	\$ -	\$ -
9300 Federal Revenues	\$ -	\$ -
9400 Miscellaneous Revenues	\$ -	\$ -
9500 Special Assessments	\$ -	\$ -
9600 Other Revenues	\$ -	\$ -
9700 School Revenues	\$ -	\$ -
All Other Non-Tax Revenues	\$ -	\$ -
Sales Tax and Sales Tax Interest	\$ -	\$ -
Cash Fund Balance Forward From Preceding Year	\$ -	\$ -
Prior Expenditures Recovered	\$ -	\$ -
TOTAL RECEIPTS	\$ 28,038.00	\$ -
TOTAL RECEIPTS AND BALANCE	\$ 66,365.07	\$ 18,560.05
Warrants of Year in Caption	\$ 8,862.35	\$ 18,560.05
Interest Paid Thereon	\$ -	\$ -
TOTAL DISBURSEMENTS	\$ 8,862.35	\$ 18,560.05
CASH BALANCE JUNE 30, 2023	\$ 57,502.72	\$ -
Reserve for Warrants Outstanding	\$ 805.68	\$ -
Reserve for Interest on Warrants	\$ -	\$ -
Reserves From Schedule 8	\$ -	\$ -
TOTAL LIABILITES AND RESERVE	\$ 805.68	\$ -
DEFICIT:	\$ -	\$ -
CASH BALANCE FORWARD TO NEXT YEAR	\$ 56,697.04	\$ -

Schedule 9: County Clerk Records Management And Preservation Fund Summary of Expenses				
Total for Expenses	Net Appropriations July 1, 2023	Warrants Issued	Reserves	Approved by County Excise
1100 Total Salaries	\$ 993.20	\$ 993.20	\$ -	\$ -
1200 Fringe Benefits	\$ -	\$ -	\$ -	\$ -
1300 Travel Related	\$ -	\$ -	\$ -	\$ -
2000 Total Maintenance & Operations	\$ 65,371.87	\$ 8,674.83	\$ -	\$ 56,697.04
4100 Total Machinery & Equipment, Capital Outlay	\$ -	\$ -	\$ -	\$ -
All Other Expenses	\$ -	\$ -	\$ -	\$ -
TOTAL EXPENDITURES 2022-23 FISCAL YEAR	\$ 66,365.07	\$ 9,668.03	\$ -	\$ 56,697.04

COURT CLERK PAYROLL COVERING THE PERIOD 7/1/2022 TO 6/30/2023
ESTIMATE OF NEEDS FOR 2023-2024

COURT CLERK PAYROLL

I-1211

Schedule I: Current Balance Sheet - June 30, 2023

ASSETS:	
Cash Balances	\$ 19,879.06
Investments	\$ -
TOTAL ASSETS	\$ 19,879.06
LIABILITIES AND RESERVES:	
Warrants Outstanding	\$ 4,184.10
Reserve for Interest on Warrants	\$ -
Reserves From Schedule 3	\$ -
TOTAL LIABILITIES AND RESERVES	\$ 4,184.10
CASH FUND BALANCE JUNE 30, 2023	\$ 15,694.96
TOTAL LIABILITIES, RESERVES AND CASH FUND BALANCE	\$ 19,879.06

Schedule 5: Court Clerk Payroll Fund Balance Sheet of Current and All Prior Years

CURRENT AND ALL PRIOR YEARS	2022-23	PRE-2022
Cash Balance Reported to Excise Board June 30, 2022	\$ -	\$ 17,072.07
Opening Balance from Prior Year	\$ 14,834.02	\$ 14,834.02
Cash Fund Balance Transferred Out	\$ -	\$ -
Cash Fund Balance Transferred In	\$ -	\$ -
Adjusted Cash Balance	\$ 14,834.02	\$ 2,238.05
Ad Valorem Tax Apportioned To Year In Caption	\$ -	\$ -
Sources of Revenue		
9000 Interest, Mortgage Tax	\$ -	\$ -
9100 Local Revenues	\$ 155,409.50	\$ -
9200 State Revenues	\$ -	\$ -
9300 Federal Revenues	\$ -	\$ -
9400 Miscellaneous Revenues	\$ -	\$ -
9500 Special Assessments	\$ -	\$ -
9600 Other Revenues	\$ -	\$ -
9700 School Revenues	\$ -	\$ -
All Other Non-Tax Revenues	\$ -	\$ -
Sales Tax and Sales Tax Interest	\$ -	\$ -
Cash Fund Balance Forward From Preceding Year	\$ -	\$ -
Prior Expenditures Recovered	\$ -	\$ -
TOTAL RECEIPTS	\$ 155,409.50	\$ -
TOTAL RECEIPTS AND BALANCE	\$ 170,243.52	\$ 2,238.05
Warrants of Year in Caption	\$ 150,364.46	\$ 2,238.05
Interest Paid Thereon	\$ -	\$ -
TOTAL DISBURSEMENTS	\$ 150,364.46	\$ 2,238.05
CASH BALANCE JUNE 30, 2023	\$ 19,879.06	\$ -
Reserve for Warrants Outstanding	\$ 4,184.10	\$ -
Reserve for Interest on Warrants	\$ -	\$ -
Reserves From Schedule 8	\$ -	\$ -
TOTAL LIABILITES AND RESERVE	\$ 4,184.10	\$ -
DEFICIT:	\$ -	\$ -
CASH BALANCE FORWARD TO NEXT YEAR	\$ 15,694.96	\$ -

Schedule 9: Court Clerk Payroll Fund Summary of Expenses

Total for Expenses	Net Appropriations July 1, 2023	Warrants Issued	Reserves	Approved by County Excise
1100 Total Salaries	\$ 170,243.52	\$ 154,548.56	\$ -	\$ 15,694.96
1200 Fringe Benefits	\$ -	\$ -	\$ -	\$ -
1300 Travel Related	\$ -	\$ -	\$ -	\$ -
2000 Total Maintenance & Operations	\$ -	\$ -	\$ -	\$ -
4100 Total Machinery & Equipment, Capital Outlay	\$ -	\$ -	\$ -	\$ -
All Other Expenses	\$ -	\$ -	\$ -	\$ -
TOTAL EXPENDITURES 2022-23 FISCAL YEAR	\$ 170,243.52	\$ 154,548.56	\$ -	\$ 15,694.96

I-1212

EMERGENCY MANAGEMENT

Schedule 1: Current Balance Sheet - June 30, 2023	
ASSETS:	
Cash Balances	\$ 31,514.30
Investments	\$ -
TOTAL ASSETS	\$ 31,514.30
LIABILITIES AND RESERVES:	
Warrants Outstanding	\$ 1,281.16
Reserve for Interest on Warrants	\$ -
Reserves From Schedule 3	\$ 951.95
TOTAL LIABILITIES AND RESERVES	\$ 2,233.11
CASH FUND BALANCE JUNE 30, 2023	\$ 29,281.19
TOTAL LIABILITIES, RESERVES AND CASH FUND BALANCE	\$ 31,514.30

Schedule 5: Emergency Management Fund Balance Sheet of Current and All Prior Years		
CURRENT AND ALL PRIOR YEARS	2022-23	PRE-2022
Cash Balance Reported to Excise Board June 30, 2022	\$ -	\$ 28,114.17
Opening Balance from Prior Year	\$ 27,176.16	\$ 27,176.16
Cash Fund Balance Transferred Out	\$ -	\$ -
Cash Fund Balance Transferred In	\$ -	\$ -
Adjusted Cash Balance	\$ 27,176.16	\$ 938.01
Ad Valorem Tax Apportioned To Year In Caption	\$ -	\$ -
Sources of Revenue		
9000 Interest, Mortgage Tax	\$ -	\$ -
9100 Local Revenues	\$ -	\$ -
9200 State Revenues	\$ 800.00	\$ -
9300 Federal Revenues	\$ 25,800.00	\$ -
9400 Miscellaneous Revenues	\$ 6,594.84	\$ -
9500 Special Assessments	\$ -	\$ -
9600 Other Revenues	\$ -	\$ -
9700 School Revenues	\$ -	\$ -
All Other Non-Tax Revenues	\$ -	\$ -
Sales Tax and Sales Tax Interest	\$ -	\$ -
Cash Fund Balance Forward From Preceding Year	\$ 355.14	\$ -
Prior Expenditures Recovered	\$ -	\$ -
TOTAL RECEIPTS	\$ 33,549.98	\$ -
TOTAL RECEIPTS AND BALANCE	\$ 60,726.14	\$ 938.01
Warrants of Year in Caption	\$ 29,211.84	\$ 582.87
Interest Paid Thereon	\$ -	\$ -
TOTAL DISBURSEMENTS	\$ 29,211.84	\$ 582.87
CASH BALANCE JUNE 30, 2023	\$ 31,514.30	\$ 355.14
Reserve for Warrants Outstanding	\$ 1,281.16	\$ -
Reserve for Interest on Warrants	\$ -	\$ -
Reserves From Schedule 8	\$ 951.95	\$ -
TOTAL LIABILITES AND RESERVE	\$ 2,233.11	\$ -
DEFICIT:	\$ -	\$ -
CASH BALANCE FORWARD TO NEXT YEAR	\$ 29,281.19	\$ 355.14

Schedule 9: Emergency Management Fund Summary of Expenses				
Total for Expenses	Net Appropriations July 1, 2023	Warrants Issued	Reserves	Approved by County Excise
1100 Total Salaries	\$ -	\$ -	\$ -	\$ -
1200 Fringe Benefits	\$ -	\$ -	\$ -	\$ -
1300 Travel Related	\$ -	\$ -	\$ -	\$ -
2000 Total Maintenance & Operations	\$ 60,371.00	\$ 30,493.00	\$ 951.95	\$ 29,281.19
4100 Total Machinery & Equipment, Capital Outlay	\$ -	\$ -	\$ -	\$ -
All Other Expenses	\$ -	\$ -	\$ -	\$ -
TOTAL EXPENDITURES 2022-23 FISCAL YEAR	\$ 60,371.00	\$ 30,493.00	\$ 951.95	\$ 29,281.19

FLOOD PLAN COVERING THE PERIOD 7/1/2022 TO 6/30/2023
ESTIMATE OF NEEDS FOR 2023-2024

FLOOD PLAN

I-1213

Schedule I: Current Balance Sheet - June 30, 2023	
ASSETS:	
Cash Balances	\$ 34.82
Investments	\$ -
TOTAL ASSETS	\$ 34.82
LIABILITIES AND RESERVES:	
Warrants Outstanding	\$ -
Reserve for Interest on Warrants	\$ -
Reserves From Schedule 3	\$ -
TOTAL LIABILITIES AND RESERVES	\$ -
CASH FUND BALANCE JUNE 30, 2023	\$ 34.82
TOTAL LIABILITIES, RESERVES AND CASH FUND BALANCE	\$ 34.82

Schedule 5: Flood Plain Fund Balance Sheet of Current and All Prior Years		
CURRENT AND ALL PRIOR YEARS	2022-23	PRE-2022
Cash Balance Reported to Excise Board June 30, 2022	\$ -	\$ 34.82
Opening Balance from Prior Year	\$ 34.82	\$ 34.82
Cash Fund Balance Transferred Out	\$ -	\$ -
Cash Fund Balance Transferred In	\$ -	\$ -
Adjusted Cash Balance	\$ 34.82	\$ -
Ad Valorem Tax Apportioned To Year In Caption	\$ -	\$ -
Sources of Revenue		
9000 Interest, Mortgage Tax	\$ -	\$ -
9100 Local Revenues	\$ -	\$ -
9200 State Revenues	\$ -	\$ -
9300 Federal Revenues	\$ -	\$ -
9400 Miscellaneous Revenues	\$ -	\$ -
9500 Special Assessments	\$ -	\$ -
9600 Other Revenues	\$ -	\$ -
9700 School Revenues	\$ -	\$ -
All Other Non-Tax Revenues	\$ -	\$ -
Sales Tax and Sales Tax Interest	\$ -	\$ -
Cash Fund Balance Forward From Preceding Year	\$ -	\$ -
Prior Expenditures Recovered	\$ -	\$ -
TOTAL RECEIPTS	\$ -	\$ -
TOTAL RECEIPTS AND BALANCE	\$ 34.82	\$ -
Warrants of Year in Caption	\$ -	\$ -
Interest Paid Thereon	\$ -	\$ -
TOTAL DISBURSEMENTS	\$ -	\$ -
CASH BALANCE JUNE 30, 2023	\$ 34.82	\$ -
Reserve for Warrants Outstanding	\$ -	\$ -
Reserve for Interest on Warrants	\$ -	\$ -
Reserves From Schedule 8	\$ -	\$ -
TOTAL LIABILITES AND RESERVE	\$ -	\$ -
DEFICIT:	\$ -	\$ -
CASH BALANCE FORWARD TO NEXT YEAR	\$ 34.82	\$ -

Schedule 9: Flood Plain Fund Summary of Expenses				
Total for Expenses	Net Appropriations July 1, 2023	Warrants Issued	Reserves	Approved by County Excise
1100 Total Salaries	\$ -	\$ -	\$ -	\$ -
1200 Fringe Benefits	\$ -	\$ -	\$ -	\$ -
1300 Travel Related	\$ -	\$ -	\$ -	\$ -
2000 Total Maintenance & Operations	\$ -	\$ -	\$ -	\$ -
4100 Total Machinery & Equipment, Capital Outlay	\$ -	\$ -	\$ -	\$ -
All Other Expenses	\$ -	\$ -	\$ -	\$ -
TOTAL EXPENDITURES 2022-23 FISCAL YEAR	\$ -	\$ -	\$ -	\$ -

I-1217

JUVENILE DETENTION

Schedule 1: Current Balance Sheet - June 30, 2023	
ASSETS:	
Cash Balances	\$ 1,945.16
Investments	\$ -
TOTAL ASSETS	\$ 1,945.16
LIABILITIES AND RESERVES:	
Warrants Outstanding	\$ -
Reserve for Interest on Warrants	\$ -
Reserves From Schedule 3	\$ -
TOTAL LIABILITIES AND RESERVES	\$ -
CASH FUND BALANCE JUNE 30, 2023	\$ 1,945.16
TOTAL LIABILITIES, RESERVES AND CASH FUND BALANCE	\$ 1,945.16

Schedule 5: Juvenile Detention Fund Balance Sheet of Current and All Prior Years		
CURRENT AND ALL PRIOR YEARS	2022-23	PRE-2022
Cash Balance Reported to Excise Board June 30, 2022	\$ -	\$ 25,846.24
Opening Balance from Prior Year	\$ 2,097.34	\$ 2,097.34
Cash Fund Balance Transferred Out	\$ -	\$ -
Cash Fund Balance Transferred In	\$ -	\$ -
Adjusted Cash Balance	\$ 2,097.34	\$ 23,748.90
Ad Valorem Tax Apportioned To Year In Caption	\$ -	\$ -
Sources of Revenue		
9000 Interest, Mortgage Tax	\$ -	\$ -
9100 Local Revenues	\$ -	\$ -
9200 State Revenues	\$ -	\$ -
9300 Federal Revenues	\$ -	\$ -
9400 Miscellaneous Revenues	\$ -	\$ -
9500 Special Assessments	\$ -	\$ -
9600 Other Revenues	\$ -	\$ -
9700 School Revenues	\$ -	\$ -
All Other Non-Tax Revenues	\$ -	\$ -
Sales Tax and Sales Tax Interest	\$ -	\$ -
Cash Fund Balance Forward From Preceding Year	\$ -	\$ -
Prior Expenditures Recovered	\$ -	\$ -
TOTAL RECEIPTS	\$ -	\$ -
TOTAL RECEIPTS AND BALANCE	\$ 2,097.34	\$ 23,748.90
Warrants of Year in Caption	\$ 152.18	\$ 23,748.90
Interest Paid Thereon	\$ -	\$ -
TOTAL DISBURSEMENTS	\$ 152.18	\$ 23,748.90
CASH BALANCE JUNE 30, 2023	\$ 1,945.16	\$ -
Reserve for Warrants Outstanding	\$ -	\$ -
Reserve for Interest on Warrants	\$ -	\$ -
Reserves From Schedule 8	\$ -	\$ -
TOTAL LIABILITES AND RESERVE	\$ -	\$ -
DEFICIT:	\$ -	\$ -
CASH BALANCE FORWARD TO NEXT YEAR	\$ 1,945.16	\$ -

Schedule 9: Juvenile Detention Fund Summary of Expenses				
Total for Expenses	Net Appropriations July 1, 2023	Warrants Issued	Reserves	Approved by County Excise
1100 Total Salaries	\$ 2,097.34	\$ 152.18	\$ -	\$ 1,945.16
1200 Fringe Benefits	\$ -	\$ -	\$ -	\$ -
1300 Travel Related	\$ -	\$ -	\$ -	\$ -
2000 Total Maintenance & Operations	\$ -	\$ -	\$ -	\$ -
4100 Total Machinery & Equipment, Capital Outlay	\$ -	\$ -	\$ -	\$ -
All Other Expenses	\$ -	\$ -	\$ -	\$ -
TOTAL EXPENDITURES 2022-23 FISCAL YEAR	\$ 2,097.34	\$ 152.18	\$ -	\$ 1,945.16

LOCAL EMERGENCY PLANNING COMMITTEE COVERING THE PERIOD 7/1/2022 TO 6/30/2023
ESTIMATE OF NEEDS FOR 2023-2024

I-1218

LOCAL EMERGENCY PLANNING COMMITTEE

Schedule 1: Current Balance Sheet - June 30, 2023	
ASSETS:	
Cash Balances	\$ 5,253.79
Investments	\$ -
TOTAL ASSETS	\$ 5,253.79
LIABILITIES AND RESERVES:	
Warrants Outstanding	\$ -
Reserve for Interest on Warrants	\$ -
Reserves From Schedule 3	\$ -
TOTAL LIABILITIES AND RESERVES	\$ -
CASH FUND BALANCE JUNE 30, 2023	\$ 5,253.79
TOTAL LIABILITIES, RESERVES AND CASH FUND BALANCE	\$ 5,253.79

Schedule 5: Local Emergency Planning Committee Fund Balance Sheet of Current and All Prior Years		
CURRENT AND ALL PRIOR YEARS	2022-23	PRE-2022
Cash Balance Reported to Excise Board June 30, 2022	\$ -	\$ 3,428.28
Opening Balance from Prior Year	\$ 3,371.19	\$ 3,371.19
Cash Fund Balance Transferred Out	\$ -	\$ -
Cash Fund Balance Transferred In	\$ -	\$ -
Adjusted Cash Balance	\$ 3,371.19	\$ 57.09
Ad Valorem Tax Apportioned To Year In Caption	\$ -	\$ -
Sources of Revenue		
9000 Interest, Mortgage Tax	\$ -	\$ -
9100 Local Revenues	\$ -	\$ -
9200 State Revenues	\$ 2,000.00	\$ -
9300 Federal Revenues	\$ -	\$ -
9400 Miscellaneous Revenues	\$ -	\$ -
9500 Special Assessments	\$ -	\$ -
9600 Other Revenues	\$ -	\$ -
9700 School Revenues	\$ -	\$ -
All Other Non-Tax Revenues	\$ -	\$ -
Sales Tax and Sales Tax Interest	\$ -	\$ -
Cash Fund Balance Forward From Preceding Year	\$ 0.00	\$ -
Prior Expenditures Recovered	\$ -	\$ -
TOTAL RECEIPTS	\$ 2,000.00	\$ -
TOTAL RECEIPTS AND BALANCE	\$ 5,371.19	\$ 57.09
Warrants of Year in Caption	\$ 117.40	\$ 57.09
Interest Paid Thereon	\$ -	\$ -
TOTAL DISBURSEMENTS	\$ 117.40	\$ 57.09
CASH BALANCE JUNE 30, 2023	\$ 5,253.79	\$ 0.00
Reserve for Warrants Outstanding	\$ -	\$ -
Reserve for Interest on Warrants	\$ -	\$ -
Reserves From Schedule 8	\$ -	\$ -
TOTAL LIABILITES AND RESERVE	\$ -	\$ -
DEFICIT:	\$ -	\$ -
CASH BALANCE FORWARD TO NEXT YEAR	\$ 5,253.79	\$ 0.00

Schedule 9: Local Emergency Planning Committee Fund Summary of Expenses				
Total for Expenses	Net Appropriations July 1, 2023	Warrants Issued	Reserves	Approved by County Excise
1100 Total Salaries	\$ -	\$ -	\$ -	\$ -
1200 Fringe Benefits	\$ -	\$ -	\$ -	\$ -
1300 Travel Related	\$ -	\$ -	\$ -	\$ -
2000 Total Maintenance & Operations	\$ 5,371.19	\$ 117.40	\$ -	\$ 5,253.79
4100 Total Machinery & Equipment, Capital Outlay	\$ -	\$ -	\$ -	\$ -
All Other Expenses	\$ -	\$ -	\$ -	\$ -
TOTAL EXPENDITURES 2022-23 FISCAL YEAR	\$ 5,371.19	\$ 117.40	\$ -	\$ 5,253.79

I-1220

RESALE PROPERTY

Schedule 1: Current Balance Sheet - June 30, 2023	
ASSETS:	
Cash Balances	\$ 347,689.16
Investments	\$ -
TOTAL ASSETS	\$ 347,689.16
LIABILITIES AND RESERVES:	
Warrants Outstanding	\$ 1,877.38
Reserve for Interest on Warrants	\$ -
Reserves From Schedule 3	\$ -
TOTAL LIABILITIES AND RESERVES	\$ 1,877.38
CASH FUND BALANCE JUNE 30, 2023	\$ 345,811.78
TOTAL LIABILITIES, RESERVES AND CASH FUND BALANCE	\$ 347,689.16

Schedule 5: Resale Property Fund Balance Sheet of Current and All Prior Years		
CURRENT AND ALL PRIOR YEARS	2022-23	PRE-2022
Cash Balance Reported to Excise Board June 30, 2022	\$ -	\$ 342,412.01
Opening Balance from Prior Year	\$ 340,799.17	\$ 340,799.17
Cash Fund Balance Transferred Out	\$ -	\$ -
Cash Fund Balance Transferred In	\$ 8,545.89	\$ -
Adjusted Cash Balance	\$ 349,345.06	\$ 1,612.84
Ad Valorem Tax Apportioned To Year In Caption	\$ -	\$ -
Sources of Revenue		
9000 Interest, Mortgage Tax	\$ 10,223.73	\$ -
9100 Local Revenues	\$ 89,352.71	\$ -
9200 State Revenues	\$ -	\$ -
9300 Federal Revenues	\$ -	\$ -
9400 Miscellaneous Revenues	\$ 134.00	\$ -
9500 Special Assessments	\$ 3,804.51	\$ -
9600 Other Revenues	\$ -	\$ -
9700 School Revenues	\$ -	\$ -
All Other Non-Tax Revenues	\$ -	\$ -
Sales Tax and Sales Tax Interest	\$ -	\$ -
Cash Fund Balance Forward From Preceding Year	\$ 0.00	\$ -
Prior Expenditures Recovered	\$ -	\$ -
TOTAL RECEIPTS	\$ 103,514.95	\$ -
TOTAL RECEIPTS AND BALANCE	\$ 452,860.01	\$ 1,612.84
Warrants of Year in Caption	\$ 105,170.85	\$ 1,612.84
Interest Paid Thereon	\$ -	\$ -
TOTAL DISBURSEMENTS	\$ 105,170.85	\$ 1,612.84
CASH BALANCE JUNE 30, 2023	\$ 347,689.16	\$ 0.00
Reserve for Warrants Outstanding	\$ 1,877.38	\$ -
Reserve for Interest on Warrants	\$ -	\$ -
Reserves From Schedule 8	\$ -	\$ -
TOTAL LIABILITES AND RESERVE	\$ 1,877.38	\$ -
DEFICIT:	\$ -	\$ -
CASH BALANCE FORWARD TO NEXT YEAR	\$ 345,811.78	\$ 0.00

Schedule 9: Resale Property Fund Summary of Expenses				
Total for Expenses	Net Appropriations July 1, 2023	Warrants Issued	Reserves	Approved by County Excise
1100 Total Salaries	\$ 49,895.64	\$ 49,895.64	\$ -	\$ -
1200 Fringe Benefits	\$ -	\$ -	\$ -	\$ -
1300 Travel Related	\$ -	\$ -	\$ -	\$ -
2000 Total Maintenance & Operations	\$ 402,964.37	\$ 57,152.59	\$ -	\$ 345,811.78
4100 Total Machinery & Equipment, Capital Outlay	\$ -	\$ -	\$ -	\$ -
All Other Expenses	\$ -	\$ -	\$ -	\$ -
TOTAL EXPENDITURES 2022-23 FISCAL YEAR	\$ 452,860.01	\$ 107,048.23	\$ -	\$ 345,811.78

REWARD FUND COVERING THE PERIOD 7/1/2022 TO 6/30/2023
ESTIMATE OF NEEDS FOR 2023-2024

REWARD FUND

I-1221

Schedule 1: Current Balance Sheet - June 30, 2023	
ASSETS:	
Cash Balances	\$ 656.80
Investments	\$ -
TOTAL ASSETS	\$ 656.80
LIABILITIES AND RESERVES:	
Warrants Outstanding	\$ -
Reserve for Interest on Warrants	\$ -
Reserves From Schedule 3	\$ -
TOTAL LIABILITIES AND RESERVES	\$ -
CASH FUND BALANCE JUNE 30, 2023	\$ 656.80
TOTAL LIABILITIES, RESERVES AND CASH FUND BALANCE	\$ 656.80

Schedule 5: Reward Fund Fund Balance Sheet of Current and All Prior Years		
CURRENT AND ALL PRIOR YEARS	2022-23	PRE-2022
Cash Balance Reported to Excise Board June 30, 2022	\$ -	\$ 656.80
Opening Balance from Prior Year	\$ 656.80	\$ 656.80
Cash Fund Balance Transferred Out	\$ -	\$ -
Cash Fund Balance Transferred In	\$ -	\$ -
Adjusted Cash Balance	\$ 656.80	\$ -
Ad Valorem Tax Apportioned To Year In Caption	\$ -	\$ -
Sources of Revenue		
9000 Interest, Mortgage Tax	\$ -	\$ -
9100 Local Revenues	\$ -	\$ -
9200 State Revenues	\$ -	\$ -
9300 Federal Revenues	\$ -	\$ -
9400 Miscellaneous Revenues	\$ -	\$ -
9500 Special Assessments	\$ -	\$ -
9600 Other Revenues	\$ -	\$ -
9700 School Revenues	\$ -	\$ -
All Other Non-Tax Revenues	\$ -	\$ -
Sales Tax and Sales Tax Interest	\$ -	\$ -
Cash Fund Balance Forward From Preceding Year	\$ -	\$ -
Prior Expenditures Recovered	\$ -	\$ -
TOTAL RECEIPTS	\$ -	\$ -
TOTAL RECEIPTS AND BALANCE	\$ 656.80	\$ -
Warrants of Year in Caption	\$ -	\$ -
Interest Paid Thereon	\$ -	\$ -
TOTAL DISBURSEMENTS	\$ -	\$ -
CASH BALANCE JUNE 30, 2023	\$ 656.80	\$ -
Reserve for Warrants Outstanding	\$ -	\$ -
Reserve for Interest on Warrants	\$ -	\$ -
Reserves From Schedule 8	\$ -	\$ -
TOTAL LIABILITES AND RESERVE	\$ -	\$ -
DEFICIT:	\$ -	\$ -
CASH BALANCE FORWARD TO NEXT YEAR	\$ 656.80	\$ -

Schedule 9: Reward Fund Fund Summary of Expenses				
Total for Expenses	Net Appropriations July 1, 2023	Warrants Issued	Reserves	Approved by County Excise
1100 Total Salaries	\$ -	\$ -	\$ -	\$ -
1200 Fringe Benefits	\$ -	\$ -	\$ -	\$ -
1300 Travel Related	\$ -	\$ -	\$ -	\$ -
2000 Total Maintenance & Operations	\$ -	\$ -	\$ -	\$ -
4100 Total Machinery & Equipment, Capital Outlay	\$ -	\$ -	\$ -	\$ -
All Other Expenses	\$ -	\$ -	\$ -	\$ -
TOTAL EXPENDITURES 2022-23 FISCAL YEAR	\$ -	\$ -	\$ -	\$ -

SHERIFF COMMISSARY COVERING THE PERIOD 7/1/2022 TO 6/30/2023
ESTIMATE OF NEEDS FOR 2023-2024

I-1223

SHERIFF COMMISSARY

Schedule I: Current Balance Sheet - June 30, 2023	
ASSETS:	
Cash Balances	\$ 54,525.93
Investments	\$ -
TOTAL ASSETS	\$ 54,525.93
LIABILITIES AND RESERVES:	
Warrants Outstanding	\$ 6,503.85
Reserve for Interest on Warrants	\$ -
Reserves From Schedule 3	\$ 1,146.00
TOTAL LIABILITIES AND RESERVES	\$ 7,649.85
CASH FUND BALANCE JUNE 30, 2023	\$ 46,876.08
TOTAL LIABILITIES, RESERVES AND CASH FUND BALANCE	\$ 54,525.93

Schedule 5: Sheriff Commissary Fund Balance Sheet of Current and All Prior Years		
CURRENT AND ALL PRIOR YEARS	2022-23	PRE-2022
Cash Balance Reported to Excise Board June 30, 2022	\$ -	\$ 38,672.21
Opening Balance from Prior Year	\$ 26,295.77	\$ 26,295.77
Cash Fund Balance Transferred Out	\$ -	\$ -
Cash Fund Balance Transferred In	\$ -	\$ -
Adjusted Cash Balance	\$ 26,295.77	\$ 12,376.44
Ad Valorem Tax Apportioned To Year In Caption	\$ -	\$ -
Sources of Revenue		
9000 Interest, Mortgage Tax	\$ -	\$ -
9100 Local Revenues	\$ 193,996.38	\$ -
9200 State Revenues	\$ -	\$ -
9300 Federal Revenues	\$ -	\$ -
9400 Miscellaneous Revenues	\$ -	\$ -
9500 Special Assessments	\$ -	\$ -
9600 Other Revenues	\$ -	\$ -
9700 School Revenues	\$ -	\$ -
All Other Non-Tax Revenues	\$ -	\$ -
Sales Tax and Sales Tax Interest	\$ -	\$ -
Cash Fund Balance Forward From Preceding Year	\$ -	\$ -
Prior Expenditures Recovered	\$ -	\$ -
TOTAL RECEIPTS	\$ 193,996.38	\$ -
TOTAL RECEIPTS AND BALANCE	\$ 220,292.15	\$ 12,376.44
Warrants of Year in Caption	\$ 165,766.22	\$ 12,376.44
Interest Paid Thereon	\$ -	\$ -
TOTAL DISBURSEMENTS	\$ 165,766.22	\$ 12,376.44
CASH BALANCE JUNE 30, 2023	\$ 54,525.93	\$ -
Reserve for Warrants Outstanding	\$ 6,503.85	\$ -
Reserve for Interest on Warrants	\$ -	\$ -
Reserves From Schedule 8	\$ 1,146.00	\$ -
TOTAL LIABILITES AND RESERVE	\$ 7,649.85	\$ -
DEFICIT:	\$ -	\$ -
CASH BALANCE FORWARD TO NEXT YEAR	\$ 46,876.08	\$ -

Schedule 9: Sheriff Commissary Fund Summary of Expenses				
Total for Expenses	Net Appropriations July 1, 2023	Warrants Issued	Reserves	Approved by County Excise
1100 Total Salaries	\$ -	\$ -	\$ -	\$ -
1200 Fringe Benefits	\$ -	\$ -	\$ -	\$ -
1300 Travel Related	\$ -	\$ -	\$ -	\$ -
2000 Total Maintenance & Operations	\$ 220,292.15	\$ 172,270.07	\$ 1,146.00	\$ 46,876.08
4100 Total Machinery & Equipment, Capital Outlay	\$ -	\$ -	\$ -	\$ -
All Other Expenses	\$ -	\$ -	\$ -	\$ -
TOTAL EXPENDITURES 2022-23 FISCAL YEAR	\$ 220,292.15	\$ 172,270.07	\$ 1,146.00	\$ 46,876.08

SHERIFF FORFEITURE COVERING THE PERIOD 7/1/2022 TO 6/30/2023
ESTIMATE OF NEEDS FOR 2023-2024

SHERIFF FORFEITURE

I-1225

Schedule 1: Current Balance Sheet - June 30, 2023	
ASSETS:	
Cash Balances	\$ 8,427.99
Investments	\$ -
TOTAL ASSETS	\$ 8,427.99
LIABILITIES AND RESERVES:	
Warrants Outstanding	\$ -
Reserve for Interest on Warrants	\$ -
Reserves From Schedule 3	\$ -
TOTAL LIABILITIES AND RESERVES	\$ -
CASH FUND BALANCE JUNE 30, 2023	\$ 8,427.99
TOTAL LIABILITIES, RESERVES AND CASH FUND BALANCE	\$ 8,427.99

Schedule 5: Sheriff Forfeiture Fund Balance Sheet of Current and All Prior Years		
CURRENT AND ALL PRIOR YEARS	2022-23	PRE-2022
Cash Balance Reported to Excise Board June 30, 2022	\$ -	\$ 44.10
Opening Balance from Prior Year	\$ 44.10	\$ 44.10
Cash Fund Balance Transferred Out	\$ -	\$ -
Cash Fund Balance Transferred In	\$ -	\$ -
Adjusted Cash Balance	\$ 44.10	\$ -
Ad Valorem Tax Apportioned To Year In Caption	\$ -	\$ -
Sources of Revenue		
9000 Interest, Mortgage Tax	\$ -	\$ -
9100 Local Revenues	\$ 8,383.89	\$ -
9200 State Revenues	\$ -	\$ -
9300 Federal Revenues	\$ -	\$ -
9400 Miscellaneous Revenues	\$ -	\$ -
9500 Special Assessments	\$ -	\$ -
9600 Other Revenues	\$ -	\$ -
9700 School Revenues	\$ -	\$ -
All Other Non-Tax Revenues	\$ -	\$ -
Sales Tax and Sales Tax Interest	\$ -	\$ -
Cash Fund Balance Forward From Preceding Year	\$ -	\$ -
Prior Expenditures Recovered	\$ -	\$ -
TOTAL RECEIPTS	\$ 8,383.89	\$ -
TOTAL RECEIPTS AND BALANCE	\$ 8,427.99	\$ -
Warrants of Year in Caption	\$ -	\$ -
Interest Paid Thereon	\$ -	\$ -
TOTAL DISBURSEMENTS	\$ -	\$ -
CASH BALANCE JUNE 30, 2023	\$ 8,427.99	\$ -
Reserve for Warrants Outstanding	\$ -	\$ -
Reserve for Interest on Warrants	\$ -	\$ -
Reserves From Schedule 8	\$ -	\$ -
TOTAL LIABILITES AND RESERVE	\$ -	\$ -
DEFICIT:	\$ -	\$ -
CASH BALANCE FORWARD TO NEXT YEAR	\$ 8,427.99	\$ -

Schedule 9: Sheriff Forfeiture Fund Summary of Expenses				
Total for Expenses	Net Appropriations July 1, 2023	Warrants Issued	Reserves	Approved by County Excise
1100 Total Salaries	\$ -	\$ -	\$ -	\$ -
1200 Fringe Benefits	\$ -	\$ -	\$ -	\$ -
1300 Travel Related	\$ -	\$ -	\$ -	\$ -
2000 Total Maintenance & Operations	\$ -	\$ -	\$ -	\$ -
4100 Total Machinery & Equipment, Capital Outlay	\$ -	\$ -	\$ -	\$ -
All Other Expenses	\$ -	\$ -	\$ -	\$ -
TOTAL EXPENDITURES 2022-23 FISCAL YEAR	\$ -	\$ -	\$ -	\$ -

I-1226

SHERIFF SERVICE FEE

Schedule 1: Current Balance Sheet - June 30, 2023	
ASSETS:	
Cash Balances	\$ 887,932.60
Investments	\$ -
TOTAL ASSETS	\$ 887,932.60
LIABILITIES AND RESERVES:	
Warrants Outstanding	\$ 84,706.57
Reserve for Interest on Warrants	\$ -
Reserves From Schedule 3	\$ 26,281.91
TOTAL LIABILITIES AND RESERVES	\$ 110,988.48
CASH FUND BALANCE JUNE 30, 2023	\$ 776,944.12
TOTAL LIABILITIES, RESERVES AND CASH FUND BALANCE	\$ 887,932.60

Schedule 5: Sheriff Service Fee Fund Balance Sheet of Current and All Prior Years		
CURRENT AND ALL PRIOR YEARS	2022-23	PRE-2022
Cash Balance Reported to Excise Board June 30, 2022	\$ -	\$ 775,887.34
Opening Balance from Prior Year	\$ 762,827.15	\$ 762,827.15
Cash Fund Balance Transferred Out	\$ -	\$ -
Cash Fund Balance Transferred In	\$ -	\$ -
Adjusted Cash Balance	\$ 762,827.15	\$ 13,060.19
Ad Valorem Tax Apportioned To Year In Caption	\$ -	\$ -
Sources of Revenue		
9000 Interest, Mortgage Tax	\$ -	\$ -
9100 Local Revenues	\$ 766,971.90	\$ -
9200 State Revenues	\$ 92.87	\$ -
9300 Federal Revenues	\$ -	\$ -
9400 Miscellaneous Revenues	\$ 15,921.40	\$ -
9500 Special Assessments	\$ -	\$ -
9600 Other Revenues	\$ -	\$ -
9700 School Revenues	\$ -	\$ -
All Other Non-Tax Revenues	\$ -	\$ -
Sales Tax and Sales Tax Interest	\$ -	\$ -
Cash Fund Balance Forward From Preceding Year	\$ 773.03	\$ -
Prior Expenditures Recovered	\$ -	\$ -
TOTAL RECEIPTS	\$ 783,759.20	\$ -
TOTAL RECEIPTS AND BALANCE	\$ 1,546,586.35	\$ 13,060.19
Warrants of Year in Caption	\$ 658,653.75	\$ 12,287.16
Interest Paid Thereon	\$ -	\$ -
TOTAL DISBURSEMENTS	\$ 658,653.75	\$ 12,287.16
CASH BALANCE JUNE 30, 2023	\$ 887,932.60	\$ 773.03
Reserve for Warrants Outstanding	\$ 84,706.57	\$ -
Reserve for Interest on Warrants	\$ -	\$ -
Reserves From Schedule 8	\$ 26,281.91	\$ -
TOTAL LIABILITES AND RESERVE	\$ 110,988.48	\$ -
DEFICIT:	\$ -	\$ -
CASH BALANCE FORWARD TO NEXT YEAR	\$ 776,944.12	\$ 773.03

Schedule 9: Sheriff Service Fee Fund Summary of Expenses				
Total for Expenses	Net Appropriations July 1, 2023	Warrants Issued	Reserves	Approved by County Excise
1100 Total Salaries	\$ 296,165.31	\$ 282,243.06	\$ -	\$ 13,922.25
1200 Fringe Benefits	\$ -	\$ -	\$ -	\$ -
1300 Travel Related	\$ -	\$ -	\$ -	\$ -
2000 Total Maintenance & Operations	\$ 1,248,963.41	\$ 461,117.26	\$ 26,281.91	\$ 762,216.58
4100 Total Machinery & Equipment, Capital Outlay	\$ 684.60	\$ -	\$ -	\$ 684.60
All Other Expenses	\$ -	\$ -	\$ -	\$ -
TOTAL EXPENDITURES 2022-23 FISCAL YEAR	\$ 1,545,813.32	\$ 743,360.32	\$ 26,281.91	\$ 776,823.43

TREASURER MORTGAGE CERTIFICATION COVERING THE PERIOD 7/1/2022 TO 6/30/2023
ESTIMATE OF NEEDS FOR 2023-2024

TREASURER MORTGAGE CERTIFICATION

I-1230

Schedule 1: Current Balance Sheet - June 30, 2023	
ASSETS:	
Cash Balances	\$ 18,222.42
Investments	\$ -
TOTAL ASSETS	\$ 18,222.42
LIABILITIES AND RESERVES:	
Warrants Outstanding	\$ 449.90
Reserve for Interest on Warrants	\$ -
Reserves From Schedule 3	\$ -
TOTAL LIABILITIES AND RESERVES	\$ 449.90
CASH FUND BALANCE JUNE 30, 2023	\$ 17,772.52
TOTAL LIABILITIES, RESERVES AND CASH FUND BALANCE	\$ 18,222.42

Schedule 5: Treasurer Mortgage Certification Fund Balance Sheet of Current and All Prior Years		
CURRENT AND ALL PRIOR YEARS	2022-23	PRE-2022
Cash Balance, Reported to Excise Board June 30, 2022	\$ -	\$ 19,290.90
Opening Balance from Prior Year	\$ 19,290.90	\$ 19,290.90
Cash Fund Balance Transferred Out	\$ -	\$ -
Cash Fund Balance Transferred In	\$ -	\$ -
Adjusted Cash Balance	\$ 19,290.90	\$ -
Ad Valorem Tax Apportioned To Year In Caption	\$ -	\$ -
Sources of Revenue		
9000 Interest, Mortgage Tax	\$ 2,250.00	\$ -
9100 Local Revenues	\$ -	\$ -
9200 State Revenues	\$ -	\$ -
9300 Federal Revenues	\$ -	\$ -
9400 Miscellaneous Revenues	\$ -	\$ -
9500 Special Assessments	\$ -	\$ -
9600 Other Revenues	\$ -	\$ -
9700 School Revenues	\$ -	\$ -
All Other Non-Tax Revenues	\$ -	\$ -
Sales Tax and Sales Tax Interest	\$ -	\$ -
Cash Fund Balance Forward From Preceding Year	\$ -	\$ -
Prior Expenditures Recovered	\$ -	\$ -
TOTAL RECEIPTS	\$ 2,250.00	\$ -
TOTAL RECEIPTS AND BALANCE	\$ 21,540.90	\$ -
Warrants of Year in Caption	\$ 3,318.48	\$ -
Interest Paid Thereon	\$ -	\$ -
TOTAL DISBURSEMENTS	\$ 3,318.48	\$ -
CASH BALANCE JUNE 30, 2023	\$ 18,222.42	\$ -
Reserve for Warrants Outstanding	\$ 449.90	\$ -
Reserve for Interest on Warrants	\$ -	\$ -
Reserves From Schedule 8	\$ -	\$ -
TOTAL LIABILITES AND RESERVE	\$ 449.90	\$ -
DEFICIT:	\$ -	\$ -
CASH BALANCE FORWARD TO NEXT YEAR	\$ 17,772.52	\$ -

Schedule 9: Treasurer Mortgage Certification Fund Summary of Expenses				
Total for Expenses	Net Appropriations July 1, 2023	Warrants Issued	Reserves	Approved by County Excise
1100 Total Salaries	\$ -	\$ -	\$ -	\$ -
1200 Fringe Benefits	\$ -	\$ -	\$ -	\$ -
1300 Travel Related	\$ -	\$ -	\$ -	\$ -
2000 Total Maintenance & Operations	\$ 21,540.90	\$ 3,768.38	\$ -	\$ 17,772.52
4100 Total Machinery & Equipment, Capital Outlay	\$ -	\$ -	\$ -	\$ -
All Other Expenses	\$ -	\$ -	\$ -	\$ -
TOTAL EXPENDITURES 2022-23 FISCAL YEAR	\$ 21,540.90	\$ 3,768.38	\$ -	\$ 17,772.52

SHERIFF DRUG BUY COVERING THE PERIOD 7/1/2022 TO 6/30/2023
ESTIMATE OF NEEDS FOR 2023-2024

I-1232

SHERIFF DRUG BUY

Schedule 1: Current Balance Sheet - June 30, 2023	
ASSETS:	
Cash Balances	\$ 2,068.61
Investments	\$ -
TOTAL ASSETS	\$ 2,068.61
LIABILITIES AND RESERVES:	
Warrants Outstanding	\$ -
Reserve for Interest on Warrants	\$ -
Reserves From Schedule 3	\$ -
TOTAL LIABILITIES AND RESERVES	\$ -
CASH FUND BALANCE JUNE 30, 2023	\$ 2,068.61
TOTAL LIABILITIES, RESERVES AND CASH FUND BALANCE	\$ 2,068.61

Schedule 5: Sheriff Drug Buy Fund Balance Sheet of Current and All Prior Years		
CURRENT AND ALL PRIOR YEARS	2022-23	PRE-2022
Cash Balance Reported to Excise Board June 30, 2022	\$ -	\$ 2,068.61
Opening Balance from Prior Year	\$ 2,068.61	\$ 2,068.61
Cash Fund Balance Transferred Out	\$ -	\$ -
Cash Fund Balance Transferred In	\$ -	\$ -
Adjusted Cash Balance	\$ 2,068.61	\$ -
Ad Valorem Tax Apportioned To Year In Caption	\$ -	\$ -
Sources of Revenue		
9000 Interest, Mortgage Tax	\$ -	\$ -
9100 Local Revenues	\$ -	\$ -
9200 State Revenues	\$ -	\$ -
9300 Federal Revenues	\$ -	\$ -
9400 Miscellaneous Revenues	\$ -	\$ -
9500 Special Assessments	\$ -	\$ -
9600 Other Revenues	\$ -	\$ -
9700 School Revenues	\$ -	\$ -
All Other Non-Tax Revenues	\$ -	\$ -
Sales Tax and Sales Tax Interest	\$ -	\$ -
Cash Fund Balance Forward From Preceding Year	\$ -	\$ -
Prior Expenditures Recovered	\$ -	\$ -
TOTAL RECEIPTS	\$ -	\$ -
TOTAL RECEIPTS AND BALANCE	\$ 2,068.61	\$ -
Warrants of Year in Caption	\$ -	\$ -
Interest Paid Thereon	\$ -	\$ -
TOTAL DISBURSEMENTS	\$ -	\$ -
CASH BALANCE JUNE 30, 2023	\$ 2,068.61	\$ -
Reserve for Warrants Outstanding	\$ -	\$ -
Reserve for Interest on Warrants	\$ -	\$ -
Reserves From Schedule 8	\$ -	\$ -
TOTAL LIABILITES AND RESERVE	\$ -	\$ -
DEFICIT:	\$ -	\$ -
CASH BALANCE FORWARD TO NEXT YEAR	\$ 2,068.61	\$ -

Schedule 9: Sheriff Drug Buy Fund Summary of Expenses				
Total for Expenses	Net Appropriations July 1, 2023	Warrants Issued	Reserves	Approved by County Excise
1100 Total Salaries	\$ -	\$ -	\$ -	\$ -
1200 Fringe Benefits	\$ -	\$ -	\$ -	\$ -
1300 Travel Related	\$ -	\$ -	\$ -	\$ -
2000 Total Maintenance & Operations	\$ -	\$ -	\$ -	\$ -
4100 Total Machinery & Equipment, Capital Outlay	\$ -	\$ -	\$ -	\$ -
All Other Expenses	\$ -	\$ -	\$ -	\$ -
TOTAL EXPENDITURES 2022-23 FISCAL YEAR	\$ -	\$ -	\$ -	\$ -

COUNTY DONATIONS COVERING THE PERIOD 7/1/2022 TO 6/30/2023
ESTIMATE OF NEEDS FOR 2023-2024

COUNTY DONATIONS

I-1235

Schedule 1: Current Balance Sheet - June 30, 2023	
ASSETS:	
Cash Balances	\$ 113,581.76
Investments	\$ -
TOTAL ASSETS	\$ 113,581.76
LIABILITIES AND RESERVES:	
Warrants Outstanding	\$ -
Reserve for Interest on Warrants	\$ -
Reserves From Schedule 3	\$ -
TOTAL LIABILITIES AND RESERVES	\$ -
CASH FUND BALANCE JUNE 30, 2023	\$ 113,581.76
TOTAL LIABILITIES, RESERVES AND CASH FUND BALANCE	\$ 113,581.76

Schedule 5: County Donations Fund Balance Sheet of Current and All Prior Years		
CURRENT AND ALL PRIOR YEARS	2022-23	PRE-2022
Cash Balance Reported to Excise Board June 30, 2022	\$ -	\$ 11,319.75
Opening Balance from Prior Year	\$ 11,319.75	\$ 11,319.75
Cash Fund Balance Transferred Out	\$ -	\$ -
Cash Fund Balance Transferred In	\$ -	\$ -
Adjusted Cash Balance	\$ 11,319.75	\$ -
Ad Valorem Tax Apportioned To Year In Caption	\$ -	\$ -
Sources of Revenue		
9000 Interest, Mortgage Tax	\$ -	\$ -
9100 Local Revenues	\$ 105,100.00	\$ -
9200 State Revenues	\$ -	\$ -
9300 Federal Revenues	\$ -	\$ -
9400 Miscellaneous Revenues	\$ 2,326.73	\$ -
9500 Special Assessments	\$ -	\$ -
9600 Other Revenues	\$ -	\$ -
9700 School Revenues	\$ -	\$ -
All Other Non-Tax Revenues	\$ -	\$ -
Sales Tax and Sales Tax Interest	\$ -	\$ -
Cash Fund Balance Forward From Preceding Year	\$ -	\$ -
Prior Expenditures Recovered	\$ -	\$ -
TOTAL RECEIPTS	\$ 107,426.73	\$ -
TOTAL RECEIPTS AND BALANCE	\$ 118,746.48	\$ -
Warrants of Year in Caption	\$ 5,164.72	\$ -
Interest Paid Thereon	\$ -	\$ -
TOTAL DISBURSEMENTS	\$ 5,164.72	\$ -
CASH BALANCE JUNE 30, 2023	\$ 113,581.76	\$ -
Reserve for Warrants Outstanding	\$ -	\$ -
Reserve for Interest on Warrants	\$ -	\$ -
Reserves From Schedule 8	\$ -	\$ -
TOTAL LIABILITES AND RESERVE	\$ -	\$ -
DEFICIT:	\$ -	\$ -
CASH BALANCE FORWARD TO NEXT YEAR	\$ 113,581.76	\$ -

Schedule 9: County Donations Fund Summary of Expenses				
Total for Expenses	Net Appropriations July 1, 2023	Warrants Issued	Reserves	Approved by County Excise
1100 Total Salaries	\$ -	\$ -	\$ -	\$ -
1200 Fringe Benefits	\$ -	\$ -	\$ -	\$ -
1300 Travel Related	\$ -	\$ -	\$ -	\$ -
2000 Total Maintenance & Operations	\$ 118,746.48	\$ 5,164.72	\$ -	\$ 113,581.76
4100 Total Machinery & Equipment, Capital Outlay	\$ -	\$ -	\$ -	\$ -
All Other Expenses	\$ -	\$ -	\$ -	\$ -
TOTAL EXPENDITURES 2022-23 FISCAL YEAR	\$ 118,746.48	\$ 5,164.72	\$ -	\$ 113,581.76

OPIOID ABATE COVERING THE PERIOD 7/1/2022 TO 6/30/2023
ESTIMATE OF NEEDS FOR 2023-2024

I-1251 OPIOID ABATE

Schedule 1: Current Balance Sheet - June 30, 2023	
ASSETS:	
Cash Balances	\$ 23,883.75
Investments	\$ -
TOTAL ASSETS	\$ 23,883.75
LIABILITIES AND RESERVES:	
Warrants Outstanding	\$ -
Reserve for Interest on Warrants	\$ -
Reserves From Schedule 3	\$ -
TOTAL LIABILITIES AND RESERVES	\$ -
CASH FUND BALANCE JUNE 30, 2023	\$ 23,883.75
TOTAL LIABILITIES, RESERVES AND CASH FUND BALANCE	\$ 23,883.75

Schedule 5: Opioid Abate Fund Balance Sheet of Current and All Prior Years		
CURRENT AND ALL PRIOR YEARS	2022-23	PRE-2022
Cash Balance Reported to Excise Board June 30, 2022	\$ -	\$ -
Opening Balance from Prior Year	\$ -	\$ -
Cash Fund Balance Transferred Out	\$ -	\$ -
Cash Fund Balance Transferred In	\$ -	\$ -
Adjusted Cash Balance	\$ -	\$ -
Ad Valorem Tax Apportioned To Year In Caption	\$ -	\$ -
Sources of Revenue		
9000 Interest, Mortgage Tax	\$ -	\$ -
9100 Local Revenues	\$ -	\$ -
9200 State Revenues	\$ -	\$ -
9300 Federal Revenues	\$ -	\$ -
9400 Miscellaneous Revenues	\$ 23,883.75	\$ -
9500 Special Assessments	\$ -	\$ -
9600 Other Revenues	\$ -	\$ -
9700 School Revenues	\$ -	\$ -
All Other Non-Tax Revenues	\$ -	\$ -
Sales Tax and Sales Tax Interest	\$ -	\$ -
Cash Fund Balance Forward From Preceding Year	\$ -	\$ -
Prior Expenditures Recovered	\$ -	\$ -
TOTAL RECEIPTS	\$ 23,883.75	\$ -
TOTAL RECEIPTS AND BALANCE	\$ 23,883.75	\$ -
Warrants of Year in Caption	\$ -	\$ -
Interest Paid Thereon	\$ -	\$ -
TOTAL DISBURSEMENTS	\$ -	\$ -
CASH BALANCE JUNE 30, 2023	\$ 23,883.75	\$ -
Reserve for Warrants Outstanding	\$ -	\$ -
Reserve for Interest on Warrants	\$ -	\$ -
Reserves From Schedule 8	\$ -	\$ -
TOTAL LIABILITES AND RESERVE	\$ -	\$ -
DEFICIT:	\$ -	\$ -
CASH BALANCE FORWARD TO NEXT YEAR	\$ 23,883.75	\$ -

Schedule 9: Opioid Abate Fund Summary of Expenses				
Total for Expenses	Net Appropriations July 1, 2023	Warrants Issued	Reserves	Approved by County Excise
1100 Total Salaries	\$ -	\$ -	\$ -	\$ -
1200 Fringe Benefits	\$ -	\$ -	\$ -	\$ -
1300 Travel Related	\$ -	\$ -	\$ -	\$ -
2000 Total Maintenance & Operations	\$ -	\$ -	\$ -	\$ -
4100 Total Machinery & Equipment, Capital Outlay	\$ -	\$ -	\$ -	\$ -
All Other Expenses	\$ -	\$ -	\$ -	\$ -
TOTAL EXPENDITURES 2022-23 FISCAL YEAR	\$ -	\$ -	\$ -	\$ -

REAP REVOLVING COVERING THE PERIOD 7/1/2022 TO 6/30/2023
ESTIMATE OF NEEDS FOR 2023-2024

REAP REVOLVING

I-1425

Schedule I: Current Balance Sheet - June 30, 2023	
ASSETS:	
Cash Balances	\$ -
Investments	\$ -
TOTAL ASSETS	\$ -
LIABILITIES AND RESERVES:	
Warrants Outstanding	\$ -
Reserve for Interest on Warrants	\$ -
Reserves From Schedule 3	\$ -
TOTAL LIABILITIES AND RESERVES	\$ -
CASH FUND BALANCE JUNE 30, 2023	\$ -
TOTAL LIABILITIES, RESERVES AND CASH FUND BALANCE	\$ -

Schedule 5: Reap Revolving Fund Balance Sheet of Current and All Prior Years		
CURRENT AND ALL PRIOR YEARS	2022-23	PRE-2022
Cash Balance Reported to Excise Board June 30, 2022	\$ -	\$ -
Opening Balance from Prior Year	\$ -	\$ -
Cash Fund Balance Transferred Out	\$ -	\$ -
Cash Fund Balance Transferred In	\$ -	\$ -
Adjusted Cash Balance	\$ -	\$ -
Ad Valorem Tax Apportioned To Year In Caption	\$ -	\$ -
Sources of Revenue		
9000 Interest, Mortgage Tax	\$ -	\$ -
9100 Local Revenues	\$ -	\$ -
9200 State Revenues	\$ 62,500.00	\$ -
9300 Federal Revenues	\$ -	\$ -
9400 Miscellaneous Revenues	\$ -	\$ -
9500 Special Assessments	\$ -	\$ -
9600 Other Revenues	\$ -	\$ -
9700 School Revenues	\$ -	\$ -
All Other Non-Tax Revenues	\$ -	\$ -
Sales Tax and Sales Tax Interest	\$ -	\$ -
Cash Fund Balance Forward From Preceding Year	\$ -	\$ -
Prior Expenditures Recovered	\$ -	\$ -
TOTAL RECEIPTS	\$ 62,500.00	\$ -
TOTAL RECEIPTS AND BALANCE	\$ 62,500.00	\$ -
Warrants of Year in Caption	\$ 62,500.00	\$ -
Interest Paid Thereon	\$ -	\$ -
TOTAL DISBURSEMENTS	\$ 62,500.00	\$ -
CASH BALANCE JUNE 30, 2023	\$ -	\$ -
Reserve for Warrants Outstanding	\$ -	\$ -
Reserve for Interest on Warrants	\$ -	\$ -
Reserves From Schedule 8	\$ -	\$ -
TOTAL LIABILITES AND RESERVE	\$ -	\$ -
DEFICIT:	\$ -	\$ -
CASH BALANCE FORWARD TO NEXT YEAR	\$ -	\$ -

Schedule 9: Reap Revolving Fund Summary of Expenses				
Total for Expenses	Net Appropriations July 1, 2023	Warrants Issued	Reserves	Approved by County Excise
1100 Total Salaries	\$ -	\$ -	\$ -	\$ -
1200 Fringe Benefits	\$ -	\$ -	\$ -	\$ -
1300 Travel Related	\$ -	\$ -	\$ -	\$ -
2000 Total Maintenance & Operations	\$ 62,500.00	\$ 62,500.00	\$ -	\$ -
4100 Total Machinery & Equipment, Capital Outlay	\$ -	\$ -	\$ -	\$ -
All Other Expenses	\$ -	\$ -	\$ -	\$ -
TOTAL EXPENDITURES 2022-23 FISCAL YEAR	\$ 62,500.00	\$ 62,500.00	\$ -	\$ -

I-1529 SPECIAL REVENUE COUNTY ASSIGNED

Schedule 1: Current Balance Sheet - June 30, 2023	
ASSETS:	
Cash Balances	\$ 6,729.43
Investments	\$ -
TOTAL ASSETS	\$ 6,729.43
LIABILITIES AND RESERVES:	
Warrants Outstanding	\$ 6,729.43
Reserve for Interest on Warrants	\$ -
Reserves From Schedule 3	\$ -
TOTAL LIABILITIES AND RESERVES	\$ 6,729.43
CASH FUND BALANCE JUNE 30, 2023	\$ -
TOTAL LIABILITIES, RESERVES AND CASH FUND BALANCE	\$ 6,729.43

Schedule 5: Special Revenue County Assigned Fund Balance Sheet of Current and All Prior Years		
CURRENT AND ALL PRIOR YEARS	2022-23	PRE-2022
Cash Balance Reported to Excise Board June 30, 2022	\$ -	\$ 12,646.13
Opening Balance from Prior Year	\$ -	\$ -
Cash Fund Balance Transferred Out	\$ -	\$ -
Cash Fund Balance Transferred In	\$ -	\$ -
Adjusted Cash Balance	\$ -	\$ 12,646.13
Ad Valorem Tax Apportioned To Year In Caption	\$ -	\$ -
Sources of Revenue		
9000 Interest, Mortgage Tax	\$ -	\$ -
9100 Local Revenues	\$ -	\$ -
9200 State Revenues	\$ 18,870.80	\$ -
9300 Federal Revenues	\$ 249,116.18	\$ -
9400 Miscellaneous Revenues	\$ -	\$ -
9500 Special Assessments	\$ -	\$ -
9600 Other Revenues	\$ -	\$ -
9700 School Revenues	\$ -	\$ -
All Other Non-Tax Revenues	\$ -	\$ -
Sales Tax and Sales Tax Interest	\$ -	\$ -
Cash Fund Balance Forward From Preceding Year	\$ -	\$ -
Prior Expenditures Recovered	\$ -	\$ -
TOTAL RECEIPTS	\$ 267,986.98	\$ -
TOTAL RECEIPTS AND BALANCE	\$ 267,986.98	\$ 12,646.13
Warrants of Year in Caption	\$ 261,257.55	\$ 12,646.13
Interest Paid Thereon	\$ -	\$ -
TOTAL DISBURSEMENTS	\$ 261,257.55	\$ 12,646.13
CASH BALANCE JUNE 30, 2023	\$ 6,729.43	\$ -
Reserve for Warrants Outstanding	\$ 6,729.43	\$ -
Reserve for Interest on Warrants	\$ -	\$ -
Reserves From Schedule 8	\$ -	\$ -
TOTAL LIABILITES AND RESERVE	\$ 6,729.43	\$ -
DEFICIT:	\$ -	\$ -
CASH BALANCE FORWARD TO NEXT YEAR	\$ -	\$ -

Schedule 9: Special Revenue County Assigned Fund Summary of Expenses				
Total for Expenses	Net Appropriations July 1, 2023	Warrants Issued	Reserves	Approved by County Excise
1100 Total Salaries	\$ 47,373.33	\$ 47,373.33	\$ -	\$ -
1200 Fringe Benefits	\$ -	\$ -	\$ -	\$ -
1300 Travel Related	\$ 3,375.92	\$ 3,375.92	\$ -	\$ -
2000 Total Maintenance & Operations	\$ 217,237.73	\$ 217,237.73	\$ -	\$ -
4100 Total Machinery & Equipment, Capital Outlay	\$ -	\$ -	\$ -	\$ -
All Other Expenses	\$ -	\$ -	\$ -	\$ -
TOTAL EXPENDITURES 2022-23 FISCAL YEAR	\$ 267,986.98	\$ 267,986.98	\$ -	\$ -

AMERICAN RESCUE PLAN ACT 2021 COVERING THE PERIOD 7/1/2022 TO 6/30/2023
ESTIMATE OF NEEDS FOR 2023-2024

AMERICAN RESCUE PLAN ACT 2021

I-1566

Schedule 1: Current Balance Sheet - June 30, 2023	
ASSETS:	
Cash Balances	\$ 1,401,924.81
Investments	\$ -
TOTAL ASSETS	\$ 1,401,924.81
LIABILITIES AND RESERVES:	
Warrants Outstanding	\$ -
Reserve for Interest on Warrants	\$ -
Reserves From Schedule 3	\$ -
TOTAL LIABILITIES AND RESERVES	\$ -
CASH FUND BALANCE JUNE 30, 2023	\$ 1,401,924.81
TOTAL LIABILITIES, RESERVES AND CASH FUND BALANCE	\$ 1,401,924.81

Schedule 5: American Rescue Plan Act 2021 Fund Balance Sheet of Current and All Prior Years		
CURRENT AND ALL PRIOR YEARS	2022-23	PRE-2022
Cash Balance Reported to Excise Board June 30, 2022	\$ -	\$ 2,682,283.75
Opening Balance from Prior Year	\$ 2,672,208.75	\$ 2,672,208.75
Cash Fund Balance Transferred Out	\$ -	\$ -
Cash Fund Balance Transferred In	\$ -	\$ -
Adjusted Cash Balance	\$ 2,672,208.75	\$ 10,075.00
Ad Valorem Tax Apportioned To Year In Caption	\$ -	\$ -
Sources of Revenue		
9000 Interest, Mortgage Tax	\$ -	\$ -
9100 Local Revenues	\$ -	\$ -
9200 State Revenues	\$ -	\$ -
9300 Federal Revenues	\$ -	\$ -
9400 Miscellaneous Revenues	\$ -	\$ -
9500 Special Assessments	\$ -	\$ -
9600 Other Revenues	\$ -	\$ -
9700 School Revenues	\$ -	\$ -
All Other Non-Tax Revenues	\$ -	\$ -
Sales Tax and Sales Tax Interest	\$ -	\$ -
Cash Fund Balance Forward From Preceding Year	\$ -	\$ -
Prior Expenditures Recovered	\$ -	\$ -
TOTAL RECEIPTS	\$ -	\$ -
TOTAL RECEIPTS AND BALANCE	\$ 2,672,208.75	\$ 10,075.00
Warrants of Year in Caption	\$ 1,270,283.94	\$ 10,075.00
Interest Paid Thereon	\$ -	\$ -
TOTAL DISBURSEMENTS	\$ 1,270,283.94	\$ 10,075.00
CASH BALANCE JUNE 30, 2023	\$ 1,401,924.81	\$ -
Reserve for Warrants Outstanding	\$ -	\$ -
Reserve for Interest on Warrants	\$ -	\$ -
Reserves From Schedule 8	\$ -	\$ -
TOTAL LIABILITES AND RESERVE	\$ -	\$ -
DEFICIT:	\$ -	\$ -
CASH BALANCE FORWARD TO NEXT YEAR	\$ 1,401,924.81	\$ -

Schedule 9: American Rescue Plan Act 2021 Fund Summary of Expenses				
Total for Expenses	Net Appropriations July 1, 2023	Warrants Issued	Reserves	Approved by County Excise
1100 Total Salaries	\$ -	\$ -	\$ -	\$ -
1200 Fringe Benefits	\$ -	\$ -	\$ -	\$ -
1300 Travel Related	\$ -	\$ -	\$ -	\$ -
2000 Total Maintenance & Operations	\$ 2,672,208.75	\$ 1,270,283.94	\$ -	\$ 1,401,924.81
4100 Total Machinery & Equipment, Capital Outlay	\$ -	\$ -	\$ -	\$ -
All Other Expenses	\$ -	\$ -	\$ -	\$ -
TOTAL EXPENDITURES 2022-23 FISCAL YEAR	\$ 2,672,208.75	\$ 1,270,283.94	\$ -	\$ 1,401,924.81

I-1571

Schedule 1: Current Balance Sheet - June 30, 2023	
ASSETS:	
Cash Balances	\$ 4,722,492.28
Investments	\$ -
TOTAL ASSETS	\$ 4,722,492.28
LIABILITIES AND RESERVES:	
Warrants Outstanding	\$ -
Reserve for Interest on Warrants	\$ -
Reserves From Schedule 3	\$ -
TOTAL LIABILITIES AND RESERVES	\$ -
CASH FUND BALANCE JUNE 30, 2023	\$ 4,722,492.28
TOTAL LIABILITIES, RESERVES AND CASH FUND BALANCE	\$ 4,722,492.28

Schedule 5: Fund Balance Sheet of Current and All Prior Years		
CURRENT AND ALL PRIOR YEARS	2022-23	PRE-2022
Cash Balance Reported to Excise Board June 30, 2022	\$ -	\$ -
Opening Balance from Prior Year	\$ -	\$ -
Cash Fund Balance Transferred Out	\$ -	\$ -
Cash Fund Balance Transferred In	\$ -	\$ -
Adjusted Cash Balance	\$ -	\$ -
Ad Valorem Tax Apportioned To Year In Caption	\$ -	\$ -
Sources of Revenue		
9000 Interest, Mortgage Tax	\$ -	\$ -
9100 Local Revenues	\$ -	\$ -
9200 State Revenues	\$ -	\$ -
9300 Federal Revenues	\$ 4,722,492.28	\$ -
9400 Miscellaneous Revenues	\$ -	\$ -
9500 Special Assessments	\$ -	\$ -
9600 Other Revenues	\$ -	\$ -
9700 School Revenues	\$ -	\$ -
All Other Non-Tax Revenues	\$ -	\$ -
Sales Tax and Sales Tax Interest	\$ -	\$ -
Cash Fund Balance Forward From Preceding Year	\$ -	\$ -
Prior Expenditures Recovered	\$ -	\$ -
TOTAL RECEIPTS	\$ 4,722,492.28	\$ -
TOTAL RECEIPTS AND BALANCE	\$ 4,722,492.28	\$ -
Warrants of Year in Caption	\$ -	\$ -
Interest Paid Thereon	\$ -	\$ -
TOTAL DISBURSEMENTS	\$ -	\$ -
CASH BALANCE JUNE 30, 2023	\$ 4,722,492.28	\$ -
Reserve for Warrants Outstanding	\$ -	\$ -
Reserve for Interest on Warrants	\$ -	\$ -
Reserves From Schedule 8	\$ -	\$ -
TOTAL LIABILITES AND RESERVE	\$ -	\$ -
DEFICIT:	\$ -	\$ -
CASH BALANCE FORWARD TO NEXT YEAR	\$ 4,722,492.28	\$ -

Schedule 9: Fund Summary of Expenses				
Total for Expenses	Net Appropriations July 1, 2023	Warrants Issued	Reserves	Approved by County Excise
1100 Total Salaries	\$ -	\$ -	\$ -	\$ -
1200 Fringe Benefits	\$ -	\$ -	\$ -	\$ -
1300 Travel Related	\$ -	\$ -	\$ -	\$ -
2000 Total Maintenance & Operations	\$ -	\$ -	\$ -	\$ -
4100 Total Machinery & Equipment, Capital Outlay	\$ -	\$ -	\$ -	\$ -
All Other Expenses	\$ -	\$ -	\$ -	\$ -
TOTAL EXPENDITURES 2022-23 FISCAL YEAR	\$ -	\$ -	\$ -	\$ -

EXHIBIT "I.ST" TOTALS

Schedule 1: Current Balance Sheet - June 30, 2023	
ASSETS:	
Cash Balances	\$ 1,611,861.93
Investments	\$ -
TOTAL ASSETS	\$ 1,611,861.93
LIABILITIES AND RESERVES:	
Warrants Outstanding	\$ 40,355.67
Reserve for Interest on Warrants	\$ -
Reserves From Schedule 3	\$ 1,336.00
TOTAL LIABILITIES AND RESERVES	\$ 41,691.67
CASH FUND BALANCE JUNE 30, 2023	\$ 1,570,170.26
TOTAL LIABILITIES, RESERVES AND CASH FUND BALANCE	\$ 1,611,861.93

Schedule 5: Sales Tax Revenue Funds Balance Sheet of Current and All Prior Years		
CURRENT AND ALL PRIOR YEARS	2022-23	PRE-2022
Cash Balance Reported to Excise Board June 30, 2022	\$ -	\$ 1,005,422.39
Opening Balance from Prior Year	\$ 991,273.73	\$ 991,273.73
Cash Fund Balance Transferred Out	\$ -	\$ -
Cash Fund Balance Transferred In	\$ -	\$ -
Adjusted Cash Balance	\$ 991,273.73	\$ 14,148.66
Ad Valorem Tax Apportioned To Year In Caption	\$ -	\$ -
Sources of Revenue		
9000 Interest, Mortgage Tax	\$ -	\$ -
9100 Local Revenues	\$ -	\$ -
9200 State Revenues	\$ -	\$ -
9300 Federal Revenues	\$ -	\$ -
9400 Miscellaneous Revenues	\$ 83,732.54	\$ -
9500 Special Assessments	\$ -	\$ -
9600 Other Revenues	\$ -	\$ -
9700 School Revenues	\$ -	\$ -
All Other Non-Tax Revenues	\$ -	\$ -
Sales Tax and Sales Tax Interest	\$ 1,935,804.47	\$ -
Cash Fund Balance Forward From Preceding Year	\$ 271.40	\$ -
Prior Expenditures Recovered	\$ -	\$ -
TOTAL RECEIPTS	\$ 2,019,808.41	\$ -
TOTAL RECEIPTS AND BALANCE	\$ 3,011,082.14	\$ 14,148.66
Warrants of Year in Caption	\$ 1,399,220.21	\$ 13,877.26
Interest Paid Thereon	\$ -	\$ -
TOTAL DISBURSEMENTS	\$ 1,399,220.21	\$ 13,877.26
CASH BALANCE JUNE 30, 2023	\$ 1,611,861.93	\$ 271.40
Reserve for Warrants Outstanding	\$ 40,355.67	\$ -
Reserve for Interest on Warrants	\$ -	\$ -
Reserves From Schedule 8	\$ 1,336.00	\$ -
TOTAL LIABILITES AND RESERVE	\$ 41,691.67	\$ -
DEFICIT:	\$ -	\$ -
CASH BALANCE FORWARD TO NEXT YEAR	\$ 1,570,170.26	\$ 271.40

Schedule 9: Sales Tax Revenue Funds Summary of Expenses				
Total for Expenses	Net Appropriations July 1, 2023	Warrants Issued	Reserves	Approved by County Excise
1100 Total Salaries	\$ 1,715,874.78	\$ 781,021.39	\$ -	\$ 934,853.39
1200 Fringe Benefits	\$ -	\$ -	\$ -	\$ -
1300 Travel Related	\$ -	\$ -	\$ -	\$ -
2005 Total Maintenance & Operations	\$ 408,211.51	\$ 127,637.85	\$ 1,336.00	\$ 279,237.66
4110 Machinery & Equipment, Capital Outlay	\$ -	\$ -	\$ -	\$ -
All Other Expenses	\$ 886,724.45	\$ 530,916.64	\$ -	\$ 355,807.81
TOTAL EXPENDITURES 2022-23 FISCAL YEAR	\$ 3,010,810.74	\$ 1,439,575.88	\$ 1,336.00	\$ 1,569,898.86

COURTHOUSE IMPROVEMENT SALES TAX COVERING THE PERIOD 7/1/2022 TO 6/30/2023
ESTIMATE OF NEEDS FOR 2023-2024

COURTHOUSE IMPROVEMENT SALES TAX

I.ST-1305

Schedule I: Current Balance Sheet - June 30, 2023

ASSETS:	
Cash Balances	\$ 1,611,861.93
Investments	\$ -
TOTAL ASSETS	\$ 1,611,861.93
LIABILITIES AND RESERVES:	
Warrants Outstanding	\$ 40,355.67
Reserve for Interest on Warrants	\$ -
Reserves From Schedule 3	\$ 1,336.00
TOTAL LIABILITIES AND RESERVES	\$ 41,691.67
CASH FUND BALANCE JUNE 30, 2023	\$ 1,570,170.26
TOTAL LIABILITIES, RESERVES AND CASH FUND BALANCE	\$ 1,611,861.93

Schedule 5: Courthouse Improvement Sales Tax Fund Balance Sheet of Current and All Prior Years

CURRENT AND ALL PRIOR YEARS	2022-23	PRE-2022
Cash Balance Reported to Excise Board June 30, 2022	\$ -	\$ 1,005,422.39
Opening Balance from Prior Year	\$ 991,273.73	\$ 991,273.73
Cash Fund Balance Transferred Out	\$ -	\$ -
Cash Fund Balance Transferred In	\$ -	\$ -
Adjusted Cash Balance	\$ 991,273.73	\$ 14,148.66
Ad Valorem Tax Apportioned To Year In Caption	\$ -	\$ -
Sources of Revenue		
9000 Interest, Mortgage Tax	\$ -	\$ -
9100 Local Revenues	\$ -	\$ -
9200 State Revenues	\$ -	\$ -
9300 Federal Revenues	\$ -	\$ -
9400 Miscellaneous Revenues	\$ 83,732.54	\$ -
9500 Special Assessments	\$ -	\$ -
9600 Other Revenues	\$ -	\$ -
9700 School Revenues	\$ -	\$ -
All Other Non-Tax Revenues	\$ -	\$ -
Sales Tax and Sales Tax Interest	\$ 1,935,804.47	\$ -
Cash Fund Balance Forward From Preceding Year	\$ 271.40	\$ -
Prior Expenditures Recovered	\$ -	\$ -
TOTAL RECEIPTS	\$ 2,019,808.41	\$ -
TOTAL RECEIPTS AND BALANCE	\$ 3,011,082.14	\$ 14,148.66
Warrants of Year in Caption	\$ 1,399,220.21	\$ 13,877.26
Interest Paid Thereon	\$ -	\$ -
TOTAL DISBURSEMENTS	\$ 1,399,220.21	\$ 13,877.26
CASH BALANCE JUNE 30, 2023	\$ 1,611,861.93	\$ 271.40
Reserve for Warrants Outstanding	\$ 40,355.67	\$ -
Reserve for Interest on Warrants	\$ -	\$ -
Reserves From Schedule 8	\$ 1,336.00	\$ -
TOTAL LIABILITES AND RESERVE	\$ 41,691.67	\$ -
DEFICIT:	\$ -	\$ -
CASH BALANCE FORWARD TO NEXT YEAR	\$ 1,570,170.26	\$ 271.40

Schedule 9: Courthouse Improvement Sales Tax Fund Summary of Expenses

Total for Expenses	Net Appropriations July 1, 2023	Warrants Issued	Reserves	Approved by County Excise
1100 Total Salaries	\$ 1,715,874.78	\$ 781,021.39	\$ -	\$ 934,853.39
1200 Fringe Benefits	\$ -	\$ -	\$ -	\$ -
1300 Travel Related	\$ -	\$ -	\$ -	\$ -
2000 Total Maintenance & Operations	\$ 408,211.51	\$ 127,637.85	\$ 1,336.00	\$ 279,237.66
4100 Total Machinery & Equipment, Capital Outlay	\$ -	\$ -	\$ -	\$ -
All Other Expenses	\$ 886,724.45	\$ 530,916.64	\$ -	\$ 355,807.81
TOTAL EXPENDITURES 2022-23 FISCAL YEAR	\$ 3,010,810.74	\$ 1,439,575.88	\$ 1,336.00	\$ 1,569,898.86

EXHIBIT "M" TOTALS

Schedule 1: Current Balance Sheet - June 30, 2023	
ASSETS:	
Cash Balances	\$ 337,431.12
Investments	\$ -
TOTAL ASSETS	\$ 337,431.12
LIABILITIES AND RESERVES:	
Warrants Outstanding	\$ 3,750.00
Reserve for Interest on Warrants	\$ -
Reserves From Schedule 3	\$ -
TOTAL LIABILITIES AND RESERVES	\$ 3,750.00
CASH FUND BALANCE JUNE 30, 2023	\$ 333,681.12
TOTAL LIABILITIES, RESERVES AND CASH FUND BALANCE	\$ 337,431.12

Schedule 5: Expendable Trust Funds Balance Sheet of Current and All Prior Years		
CURRENT AND ALL PRIOR YEARS	2022-23	PRE-2022
Cash Balance Reported to Excise Board June 30, 2022	\$ -	\$ 276,052.52
Opening Balance from Prior Year	\$ 272,077.52	\$ 272,077.52
Cash Fund Balance Transferred Out	\$ 10,183.49	\$ -
Cash Fund Balance Transferred In	\$ 2,115.67	\$ -
Adjusted Cash Balance	\$ 264,009.70	\$ 3,975.00
Ad Valorem Tax Apportioned To Year In Caption	\$ 7,379,882.08	\$ -
Sources of Revenue		
9000 Interest, Mortgage Tax	\$ 369,101.73	\$ -
9100 Local Revenues	\$ 134,203.39	\$ -
9200 State Revenues	\$ 252,958.37	\$ -
9300 Federal Revenues	\$ -	\$ -
9400 Miscellaneous Revenues	\$ 16,360.00	\$ -
9500 Special Assessments	\$ 10,639.57	\$ -
9600 Other Revenues	\$ -	\$ -
9700 School Revenues	\$ -	\$ -
All Other Non-Tax Revenues	\$ -	\$ -
Sales Tax and Sales Tax Interest	\$ -	\$ -
Cash Fund Balance Forward From Preceding Year	\$ 0.00	\$ -
Prior Expenditures Recovered	\$ -	\$ -
TOTAL RECEIPTS	\$ 8,163,145.14	\$ -
TOTAL RECEIPTS AND BALANCE	\$ 8,427,154.84	\$ 3,975.00
Warrants of Year in Caption	\$ 8,089,723.72	\$ 3,975.00
Interest Paid Thereon	\$ -	\$ -
TOTAL DISBURSEMENTS	\$ 8,089,723.72	\$ 3,975.00
CASH BALANCE JUNE 30, 2023	\$ 337,431.12	\$ 0.00
Reserve for Warrants Outstanding	\$ 3,750.00	\$ -
Reserve for Interest on Warrants	\$ -	\$ -
Reserves From Schedule 8	\$ -	\$ -
TOTAL LIABILITES AND RESERVE	\$ 3,750.00	\$ -
DEFICIT:	\$ -	\$ -
CASH BALANCE FORWARD TO NEXT YEAR	\$ 333,681.12	\$ 0.00

Schedule 9: Expendable Trust Funds Summary of Expenses				
Total for Expenses	Net Appropriations July 1, 2023	Warrants Issued	Reserves	Approved by County Excise
1100 Total Salaries	\$ 21,250.00	\$ 15,937.47	\$ -	\$ 5,312.53
1200 Fringe Benefits	\$ -	\$ -	\$ -	\$ -
1300 Travel Related	\$ -	\$ -	\$ -	\$ -
2005 Total Maintenance & Operations	\$ 321,028.93	\$ 109,729.34	\$ -	\$ 211,299.59
4110 Machinery & Equipment, Capital Outlay	\$ -	\$ -	\$ -	\$ -
All Other Expenses	\$ 8,084,875.91	\$ 7,967,806.91	\$ -	\$ 117,069.00
TOTAL EXPENDITURES 2022-23 FISCAL YEAR	\$ 8,427,154.84	\$ 8,093,473.72	\$ -	\$ 333,681.12

LAW LIBRARY COVERING THE PERIOD 7/1/2022 TO 6/30/2023
ESTIMATE OF NEEDS FOR 2023-2024

LAW LIBRARY

M-7205

Schedule 1: Current Balance Sheet - June 30, 2023	
ASSETS:	
Cash Balances	\$ 3,331.06
Investments	\$ -
TOTAL ASSETS	\$ 3,331.06
LIABILITIES AND RESERVES:	
Warrants Outstanding	\$ -
Reserve for Interest on Warrants	\$ -
Reserves From Schedule 3	\$ -
TOTAL LIABILITIES AND RESERVES	\$ -
CASH FUND BALANCE JUNE 30, 2023	\$ 3,331.06
TOTAL LIABILITIES, RESERVES AND CASH FUND BALANCE	\$ 3,331.06

Schedule 5: Law Library Fund Balance Sheet of Current and All Prior Years		
CURRENT AND ALL PRIOR YEARS	2022-23	PRE-2022
Cash Balance Reported to Excise Board June 30, 2022	\$ -	\$ 9,921.81
Opening Balance from Prior Year	\$ 9,921.81	\$ 9,921.81
Cash Fund Balance Transferred Out	\$ -	\$ -
Cash Fund Balance Transferred In	\$ -	\$ -
Adjusted Cash Balance	\$ 9,921.81	\$ -
Ad Valorem Tax Apportioned To Year In Caption	\$ -	\$ -
Sources of Revenue		
9000 Interest, Mortgage Tax	\$ -	\$ -
9100 Local Revenues	\$ 15,849.18	\$ -
9200 State Revenues	\$ -	\$ -
9300 Federal Revenues	\$ -	\$ -
9400 Miscellaneous Revenues	\$ -	\$ -
9500 Special Assessments	\$ -	\$ -
9600 Other Revenues	\$ -	\$ -
9700 School Revenues	\$ -	\$ -
All Other Non-Tax Revenues	\$ -	\$ -
Sales Tax and Sales Tax Interest	\$ -	\$ -
Cash Fund Balance Forward From Preceding Year	\$ -	\$ -
Prior Expenditures Recovered	\$ -	\$ -
TOTAL RECEIPTS	\$ 15,849.18	\$ -
TOTAL RECEIPTS AND BALANCE	\$ 25,770.99	\$ -
Warrants of Year in Caption	\$ 22,439.93	\$ -
Interest Paid Thereon	\$ -	\$ -
TOTAL DISBURSEMENTS	\$ 22,439.93	\$ -
CASH BALANCE JUNE 30, 2023	\$ 3,331.06	\$ -
Reserve for Warrants Outstanding	\$ -	\$ -
Reserve for Interest on Warrants	\$ -	\$ -
Reserves From Schedule 8	\$ -	\$ -
TOTAL LIABILITES AND RESERVE	\$ -	\$ -
DEFICIT:	\$ -	\$ -
CASH BALANCE FORWARD TO NEXT YEAR	\$ 3,331.06	\$ -

Schedule 9: Law Library Fund Summary of Expenses				
Total for Expenses	Net Appropriations July 1, 2023	Warrants Issued	Reserves	Approved by County Excise
1100 Total Salaries	\$ -	\$ -	\$ -	\$ -
1200 Fringe Benefits	\$ -	\$ -	\$ -	\$ -
1300 Travel Related	\$ -	\$ -	\$ -	\$ -
2000 Total Maintenance & Operations	\$ 25,770.99	\$ 22,439.93	\$ -	\$ 3,331.06
4100 Total Machinery & Equipment, Capital Outlay	\$ -	\$ -	\$ -	\$ -
All Other Expenses	\$ -	\$ -	\$ -	\$ -
TOTAL EXPENDITURES 2022-23 FISCAL YEAR	\$ 25,770.99	\$ 22,439.93	\$ -	\$ 3,331.06

DRUG COURT COVERING THE PERIOD 7/1/2022 TO 6/30/2023
ESTIMATE OF NEEDS FOR 2023-2024

M-7206

DRUG COURT

Schedule 1: Current Balance Sheet - June 30, 2023	
ASSETS:	
Cash Balances	\$ 38,847.82
Investments	\$ -
TOTAL ASSETS	\$ 38,847.82
LIABILITIES AND RESERVES:	
Warrants Outstanding	\$ 3,175.00
Reserve for Interest on Warrants	\$ -
Reserves From Schedule 3	\$ -
TOTAL LIABILITIES AND RESERVES	\$ 3,175.00
CASH FUND BALANCE JUNE 30, 2023	\$ 35,672.82
TOTAL LIABILITIES, RESERVES AND CASH FUND BALANCE	\$ 38,847.82

Schedule 5: Drug Court Fund Balance Sheet of Current and All Prior Years		
CURRENT AND ALL PRIOR YEARS	2022-23	PRE-2022
Cash Balance Reported to Excise Board June 30, 2022	\$ -	\$ 35,077.94
Opening Balance from Prior Year	\$ 31,902.94	\$ 31,902.94
Cash Fund Balance Transferred Out	\$ -	\$ -
Cash Fund Balance Transferred In	\$ -	\$ -
Adjusted Cash Balance	\$ 31,902.94	\$ 3,175.00
Ad Valorem Tax Apportioned To Year In Caption	\$ -	\$ -
Sources of Revenue		
9000 Interest, Mortgage Tax	\$ -	\$ -
9100 Local Revenues	\$ 41,194.00	\$ -
9200 State Revenues	\$ -	\$ -
9300 Federal Revenues	\$ -	\$ -
9400 Miscellaneous Revenues	\$ -	\$ -
9500 Special Assessments	\$ -	\$ -
9600 Other Revenues	\$ -	\$ -
9700 School Revenues	\$ -	\$ -
All Other Non-Tax Revenues	\$ -	\$ -
Sales Tax and Sales Tax Interest	\$ -	\$ -
Cash Fund Balance Forward From Preceding Year	\$ 0.00	\$ -
Prior Expenditures Recovered	\$ -	\$ -
TOTAL RECEIPTS	\$ 41,194.00	\$ -
TOTAL RECEIPTS AND BALANCE	\$ 73,096.94	\$ 3,175.00
Warrants of Year in Caption	\$ 34,249.12	\$ 3,175.00
Interest Paid Thereon	\$ -	\$ -
TOTAL DISBURSEMENTS	\$ 34,249.12	\$ 3,175.00
CASH BALANCE JUNE 30, 2023	\$ 38,847.82	\$ 0.00
Reserve for Warrants Outstanding	\$ 3,175.00	\$ -
Reserve for Interest on Warrants	\$ -	\$ -
Reserves From Schedule 8	\$ -	\$ -
TOTAL LIABILITES AND RESERVE	\$ 3,175.00	\$ -
DEFICIT:	\$ -	\$ -
CASH BALANCE FORWARD TO NEXT YEAR	\$ 35,672.82	\$ 0.00

Schedule 9: Drug Court Fund Summary of Expenses				
Total for Expenses	Net Appropriations July 1, 2023	Warrants Issued	Reserves	Approved by County Excise
1100 Total Salaries	\$ -	\$ -	\$ -	\$ -
1200 Fringe Benefits	\$ -	\$ -	\$ -	\$ -
1300 Travel Related	\$ -	\$ -	\$ -	\$ -
2000 Total Maintenance & Operations	\$ 73,096.94	\$ 37,424.12	\$ -	\$ 35,672.82
4100 Total Machinery & Equipment, Capital Outlay	\$ -	\$ -	\$ -	\$ -
All Other Expenses	\$ -	\$ -	\$ -	\$ -
TOTAL EXPENDITURES 2022-23 FISCAL YEAR	\$ 73,096.94	\$ 37,424.12	\$ -	\$ 35,672.82

MENTAL HEALTH COURT PROGRAM COVERING THE PERIOD 7/1/2022 TO 6/30/2023
ESTIMATE OF NEEDS FOR 2023-2024

M-7207

MENTAL HEALTH COURT PROGRAM

Schedule 1: Current Balance Sheet - June 30, 2023	
ASSETS:	
Cash Balances	\$ 21,761.61
Investments	\$ -
TOTAL ASSETS	\$ 21,761.61
LIABILITIES AND RESERVES:	
Warrants Outstanding	\$ 575.00
Reserve for Interest on Warrants	\$ -
Reserves From Schedule 3	\$ -
TOTAL LIABILITIES AND RESERVES	\$ 575.00
CASH FUND BALANCE JUNE 30, 2023	\$ 21,186.61
TOTAL LIABILITIES, RESERVES AND CASH FUND BALANCE	\$ 21,761.61

Schedule 5: Mental Health Court Program Fund Balance Sheet of Current and All Prior Years		
CURRENT AND ALL PRIOR YEARS	2022-23	PRE-2022
Cash Balance Reported to Excise Board June 30, 2022	\$ -	\$ 29,307.05
Opening Balance from Prior Year	\$ 28,507.05	\$ 28,507.05
Cash Fund Balance Transferred Out	\$ -	\$ -
Cash Fund Balance Transferred In	\$ -	\$ -
Adjusted Cash Balance	\$ 28,507.05	\$ 800.00
Ad Valorem Tax Apportioned To Year In Caption	\$ -	\$ -
Sources of Revenue		
9000 Interest, Mortgage Tax	\$ -	\$ -
9100 Local Revenues	\$ 380.26	\$ -
9200 State Revenues	\$ 8,376.39	\$ -
9300 Federal Revenues	\$ -	\$ -
9400 Miscellaneous Revenues	\$ -	\$ -
9500 Special Assessments	\$ -	\$ -
9600 Other Revenues	\$ -	\$ -
9700 School Revenues	\$ -	\$ -
All Other Non-Tax Revenues	\$ -	\$ -
Sales Tax and Sales Tax Interest	\$ -	\$ -
Cash Fund Balance Forward From Preceding Year	\$ -	\$ -
Prior Expenditures Recovered	\$ -	\$ -
TOTAL RECEIPTS	\$ 8,756.65	\$ -
TOTAL RECEIPTS AND BALANCE	\$ 37,263.70	\$ 800.00
Warrants of Year in Caption	\$ 15,502.09	\$ 800.00
Interest Paid Thereon	\$ -	\$ -
TOTAL DISBURSEMENTS	\$ 15,502.09	\$ 800.00
CASH BALANCE JUNE 30, 2023	\$ 21,761.61	\$ -
Reserve for Warrants Outstanding	\$ 575.00	\$ -
Reserve for Interest on Warrants	\$ -	\$ -
Reserves From Schedule 8	\$ -	\$ -
TOTAL LIABILITES AND RESERVE	\$ 575.00	\$ -
DEFICIT:	\$ -	\$ -
CASH BALANCE FORWARD TO NEXT YEAR	\$ 21,186.61	\$ -

Schedule 9: Mental Health Court Program Fund Summary of Expenses				
Total for Expenses	Net Appropriations July 1, 2023	Warrants Issued	Reserves	Approved by County Excise
1100 Total Salaries	\$ -	\$ -	\$ -	\$ -
1200 Fringe Benefits	\$ -	\$ -	\$ -	\$ -
1300 Travel Related	\$ -	\$ -	\$ -	\$ -
2000 Total Maintenance & Operations	\$ 37,263.70	\$ 16,077.09	\$ -	\$ 21,186.61
4100 Total Machinery & Equipment, Capital Outlay	\$ -	\$ -	\$ -	\$ -
All Other Expenses	\$ -	\$ -	\$ -	\$ -
TOTAL EXPENDITURES 2022-23 FISCAL YEAR	\$ 37,263.70	\$ 16,077.09	\$ -	\$ 21,186.61

M-7210

COURT CLERK PRESERVATION

Schedule 1: Current Balance Sheet - June 30, 2023	
ASSETS:	
Cash Balances	\$ 11,575.36
Investments	\$ -
TOTAL ASSETS	\$ 11,575.36
LIABILITIES AND RESERVES:	
Warrants Outstanding	\$ -
Reserve for Interest on Warrants	\$ -
Reserves From Schedule 3	\$ -
TOTAL LIABILITIES AND RESERVES	\$ -
CASH FUND BALANCE JUNE 30, 2023	\$ 11,575.36
TOTAL LIABILITIES, RESERVES AND CASH FUND BALANCE	\$ 11,575.36

Schedule 5: Court Clerk Preservation Fund Balance Sheet of Current and All Prior Years		
CURRENT AND ALL PRIOR YEARS	2022-23	PRE-2022
Cash Balance Reported to Excise Board June 30, 2022	\$ -	\$ 13,696.51
Opening Balance from Prior Year	\$ 13,696.51	\$ 13,696.51
Cash Fund Balance Transferred Out	\$ -	\$ -
Cash Fund Balance Transferred In	\$ -	\$ -
Adjusted Cash Balance	\$ 13,696.51	\$ -
Ad Valorem Tax Apportioned To Year In Caption	\$ -	\$ -
Sources of Revenue		
9000 Interest, Mortgage Tax	\$ -	\$ -
9100 Local Revenues	\$ 8,188.85	\$ -
9200 State Revenues	\$ -	\$ -
9300 Federal Revenues	\$ -	\$ -
9400 Miscellaneous Revenues	\$ -	\$ -
9500 Special Assessments	\$ -	\$ -
9600 Other Revenues	\$ -	\$ -
9700 School Revenues	\$ -	\$ -
All Other Non-Tax Revenues	\$ -	\$ -
Sales Tax and Sales Tax Interest	\$ -	\$ -
Cash Fund Balance Forward From Preceding Year	\$ -	\$ -
Prior Expenditures Recovered	\$ -	\$ -
TOTAL RECEIPTS	\$ 8,188.85	\$ -
TOTAL RECEIPTS AND BALANCE	\$ 21,885.36	\$ -
Warrants of Year in Caption	\$ 10,310.00	\$ -
Interest Paid Thereon	\$ -	\$ -
TOTAL DISBURSEMENTS	\$ 10,310.00	\$ -
CASH BALANCE JUNE 30, 2023	\$ 11,575.36	\$ -
Reserve for Warrants Outstanding	\$ -	\$ -
Reserve for Interest on Warrants	\$ -	\$ -
Reserves From Schedule 8	\$ -	\$ -
TOTAL LIABILITES AND RESERVE	\$ -	\$ -
DEFICIT:	\$ -	\$ -
CASH BALANCE FORWARD TO NEXT YEAR	\$ 11,575.36	\$ -

Schedule 9: Court Clerk Preservation Fund Summary of Expenses				
Total for Expenses	Net Appropriations July 1, 2023	Warrants Issued	Reserves	Approved by County Excise
1100 Total Salaries	\$ -	\$ -	\$ -	\$ -
1200 Fringe Benefits	\$ -	\$ -	\$ -	\$ -
1300 Travel Related	\$ -	\$ -	\$ -	\$ -
2000 Total Maintenance & Operations	\$ 21,885.36	\$ 10,310.00	\$ -	\$ 11,575.36
4100 Total Machinery & Equipment, Capital Outlay	\$ -	\$ -	\$ -	\$ -
All Other Expenses	\$ -	\$ -	\$ -	\$ -
TOTAL EXPENDITURES 2022-23 FISCAL YEAR	\$ 21,885.36	\$ 10,310.00	\$ -	\$ 11,575.36

MISDEAMEANOR DRUG RECOVERY COVERING THE PERIOD 7/1/2022 TO 6/30/2023
ESTIMATE OF NEEDS FOR 2023-2024

MISDEAMEANOR DRUG RECOVERY

M-7211

Schedule 1: Current Balance Sheet - June 30, 2023	
ASSETS:	
Cash Balances	\$ 5,312.53
Investments	\$ -
TOTAL ASSETS	\$ 5,312.53
LIABILITIES AND RESERVES:	
Warrants Outstanding	\$ -
Reserve for Interest on Warrants	\$ -
Reserves From Schedule 3	\$ -
TOTAL LIABILITIES AND RESERVES	\$ -
CASH FUND BALANCE JUNE 30, 2023	\$ 5,312.53
TOTAL LIABILITIES, RESERVES AND CASH FUND BALANCE	\$ 5,312.53

Schedule 5: Misdemeanor Drug Recovery Fund Balance Sheet of Current and All Prior Years		
CURRENT AND ALL PRIOR YEARS	2022-23	PRE-2022
Cash Balance Reported to Excise Board June 30, 2022	\$ -	\$ -
Opening Balance from Prior Year	\$ -	\$ -
Cash Fund Balance Transferred Out	\$ -	\$ -
Cash Fund Balance Transferred In	\$ -	\$ -
Adjusted Cash Balance	\$ -	\$ -
Ad Valorem Tax Apportioned To Year In Caption	\$ -	\$ -
Sources of Revenue.		
9000 Interest, Mortgage Tax	\$ -	\$ -
9100 Local Revenues	\$ -	\$ -
9200 State Revenues	\$ 21,250.00	\$ -
9300 Federal Revenues	\$ -	\$ -
9400 Miscellaneous Revenues	\$ -	\$ -
9500 Special Assessments	\$ -	\$ -
9600 Other Revenues	\$ -	\$ -
9700 School Revenues	\$ -	\$ -
All Other Non-Tax Revenues	\$ -	\$ -
Sales Tax and Sales Tax Interest	\$ -	\$ -
Cash Fund Balance Forward From Preceding Year	\$ -	\$ -
Prior Expenditures Recovered	\$ -	\$ -
TOTAL RECEIPTS	\$ 21,250.00	\$ -
TOTAL RECEIPTS AND BALANCE	\$ 21,250.00	\$ -
Warrants of Year in Caption	\$ 15,937.47	\$ -
Interest Paid Thereon	\$ -	\$ -
TOTAL DISBURSEMENTS	\$ 15,937.47	\$ -
CASH BALANCE JUNE 30, 2023	\$ 5,312.53	\$ -
Reserve for Warrants Outstanding	\$ -	\$ -
Reserve for Interest on Warrants	\$ -	\$ -
Reserves From Schedule 8	\$ -	\$ -
TOTAL LIABILITES AND RESERVE	\$ -	\$ -
DEFICIT:	\$ -	\$ -
CASH BALANCE FORWARD TO NEXT YEAR	\$ 5,312.53	\$ -

Schedule 9: Misdemeanor Drug Recovery Fund Summary of Expenses				
Total for Expenses	Net Appropriations July 1, 2023	Warrants Issued	Reserves	Approved by County Excise
1100 Total Salaries	\$ 21,250.00	\$ 15,937.47	\$ -	\$ 5,312.53
1200 Fringe Benefits	\$ -	\$ -	\$ -	\$ -
1300 Travel Related	\$ -	\$ -	\$ -	\$ -
2000 Total Maintenance & Operations	\$ -	\$ -	\$ -	\$ -
4100 Total Machinery & Equipment, Capital Outlay	\$ -	\$ -	\$ -	\$ -
All Other Expenses	\$ -	\$ -	\$ -	\$ -
TOTAL EXPENDITURES 2022-23 FISCAL YEAR	\$ 21,250.00	\$ 15,937.47	\$ -	\$ 5,312.53

M-7402

EXCESS RESALE

Schedule 1: Current Balance Sheet - June 30, 2023

ASSETS:	
Cash Balances	\$ 62,823.56
Investments	\$ -
TOTAL ASSETS	\$ 62,823.56
LIABILITIES AND RESERVES:	
Warrants Outstanding	\$ -
Reserve for Interest on Warrants	\$ -
Reserves From Schedule 3	\$ -
TOTAL LIABILITIES AND RESERVES	\$ -
CASH FUND BALANCE JUNE 30, 2023	\$ 62,823.56
TOTAL LIABILITIES, RESERVES AND CASH FUND BALANCE	\$ 62,823.56

Schedule 5: Excess Resale Fund Balance Sheet of Current and All Prior Years

CURRENT AND ALL PRIOR YEARS	2022-23	PRE-2022
Cash Balance Reported to Excise Board June 30, 2022	\$ -	\$ 26,296.02
Opening Balance from Prior Year	\$ 26,296.02	\$ 26,296.02
Cash Fund Balance Transferred Out	\$ 8,545.89	\$ -
Cash Fund Balance Transferred In	\$ -	\$ -
Adjusted Cash Balance	\$ 17,750.13	\$ -
Ad Valorem Tax Apportioned To Year In Caption	\$ -	\$ -
Sources of Revenue		
9000 Interest, Mortgage Tax	\$ -	\$ -
9100 Local Revenues	\$ 62,823.56	\$ -
9200 State Revenues	\$ -	\$ -
9300 Federal Revenues	\$ -	\$ -
9400 Miscellaneous Revenues	\$ -	\$ -
9500 Special Assessments	\$ -	\$ -
9600 Other Revenues	\$ -	\$ -
9700 School Revenues	\$ -	\$ -
All Other Non-Tax Revenues	\$ -	\$ -
Sales Tax and Sales Tax Interest	\$ -	\$ -
Cash Fund Balance Forward From Preceding Year	\$ -	\$ -
Prior Expenditures Recovered	\$ -	\$ -
TOTAL RECEIPTS	\$ 62,823.56	\$ -
TOTAL RECEIPTS AND BALANCE	\$ 80,573.69	\$ -
Warrants of Year in Caption	\$ 17,750.13	\$ -
Interest Paid Thereon	\$ -	\$ -
TOTAL DISBURSEMENTS	\$ 17,750.13	\$ -
CASH BALANCE JUNE 30, 2023	\$ 62,823.56	\$ -
Reserve for Warrants Outstanding	\$ -	\$ -
Reserve for Interest on Warrants	\$ -	\$ -
Reserves From Schedule 8	\$ -	\$ -
TOTAL LIABILITES AND RESERVE	\$ -	\$ -
DEFICIT:	\$ -	\$ -
CASH BALANCE FORWARD TO NEXT YEAR	\$ 62,823.56	\$ -

Schedule 9: Excess Resale Fund Summary of Expenses

Total for Expenses	Net Appropriations July 1, 2023	Warrants Issued	Reserves	Approved by County Excise
1100 Total Salaries	\$ -	\$ -	\$ -	\$ -
1200 Fringe Benefits	\$ -	\$ -	\$ -	\$ -
1300 Travel Related	\$ -	\$ -	\$ -	\$ -
2000 Total Maintenance & Operations	\$ 80,573.69	\$ 17,750.13	\$ -	\$ 62,823.56
4100 Total Machinery & Equipment, Capital Outlay	\$ -	\$ -	\$ -	\$ -
All Other Expenses	\$ -	\$ -	\$ -	\$ -
TOTAL EXPENDITURES 2022-23 FISCAL YEAR	\$ 80,573.69	\$ 17,750.13	\$ -	\$ 62,823.56

TAX REFUNDS COVERING THE PERIOD 7/1/2022 TO 6/30/2023
ESTIMATE OF NEEDS FOR 2023-2024

TAX REFUNDS

M-7408

Schedule I: Current Balance Sheet - June 30, 2023	
ASSETS:	
Cash Balances	\$ -
Investments	\$ -
TOTAL ASSETS	\$ -
LIABILITIES AND RESERVES:	
Warrants Outstanding	\$ -
Reserve for Interest on Warrants	\$ -
Reserves From Schedule 3	\$ -
TOTAL LIABILITIES AND RESERVES	\$ -
CASH FUND BALANCE JUNE 30, 2023	\$ -
TOTAL LIABILITIES, RESERVES AND CASH FUND BALANCE	\$ -

Schedule 5: Tax Refunds Fund Balance Sheet of Current and All Prior Years		
CURRENT AND ALL PRIOR YEARS	2022-23	PRE-2022
Cash Balance Reported to Excise Board June 30, 2022	\$ -	\$ -
Opening Balance from Prior Year	\$ -	\$ -
Cash Fund Balance Transferred Out	\$ 1,637.60	\$ -
Cash Fund Balance Transferred In	\$ 2,115.67	\$ -
Adjusted Cash Balance	\$ 478.07	\$ -
Ad Valorem Tax Apportioned To Year In Caption	\$ -	\$ -
Sources of Revenue		
9000 Interest, Mortgage Tax	\$ -	\$ -
9100 Local Revenues	\$ -	\$ -
9200 State Revenues	\$ -	\$ -
9300 Federal Revenues	\$ -	\$ -
9400 Miscellaneous Revenues	\$ -	\$ -
9500 Special Assessments	\$ -	\$ -
9600 Other Revenues	\$ -	\$ -
9700 School Revenues	\$ -	\$ -
All Other Non-Tax Revenues	\$ -	\$ -
Sales Tax and Sales Tax Interest	\$ -	\$ -
Cash Fund Balance Forward From Preceding Year	\$ -	\$ -
Prior Expenditures Recovered	\$ -	\$ -
TOTAL RECEIPTS	\$ -	\$ -
TOTAL RECEIPTS AND BALANCE	\$ 478.07	\$ -
Warrants of Year in Caption	\$ 478.07	\$ -
Interest Paid Thereon	\$ -	\$ -
TOTAL DISBURSEMENTS	\$ 478.07	\$ -
CASH BALANCE JUNE 30, 2023	\$ -	\$ -
Reserve for Warrants Outstanding	\$ -	\$ -
Reserve for Interest on Warrants	\$ -	\$ -
Reserves From Schedule 8	\$ -	\$ -
TOTAL LIABILITES AND RESERVE	\$ -	\$ -
DEFICIT:	\$ -	\$ -
CASH BALANCE FORWARD TO NEXT YEAR	\$ -	\$ -

Schedule 9: Tax Refunds Fund Summary of Expenses				
Total for Expenses	Net Appropriations July 1, 2023	Warrants Issued	Reserves	Approved by County Excise
1100 Total Salaries	\$ -	\$ -	\$ -	\$ -
1200 Fringe Benefits	\$ -	\$ -	\$ -	\$ -
1300 Travel Related	\$ -	\$ -	\$ -	\$ -
2000 Total Maintenance & Operations	\$ 478.07	\$ 478.07	\$ -	\$ -
4100 Total Machinery & Equipment, Capital Outlay	\$ -	\$ -	\$ -	\$ -
All Other Expenses	\$ -	\$ -	\$ -	\$ -
TOTAL EXPENDITURES 2022-23 FISCAL YEAR	\$ 478.07	\$ 478.07	\$ -	\$ -

M-7501

ESTRAY ANIMALS

Schedule 1: Current Balance Sheet - June 30, 2023	
ASSETS:	
Cash Balances	\$ 571.18
Investments	\$ -
TOTAL ASSETS	\$ 571.18
LIABILITIES AND RESERVES:	
Warrants Outstanding	\$ -
Reserve for Interest on Warrants	\$ -
Reserves From Schedule 3	\$ -
TOTAL LIABILITIES AND RESERVES	\$ -
CASH FUND BALANCE JUNE 30, 2023	\$ 571.18
TOTAL LIABILITIES, RESERVES AND CASH FUND BALANCE	\$ 571.18

Schedule 5: Estray Animals Fund Balance Sheet of Current and All Prior Years		
CURRENT AND ALL PRIOR YEARS	2022-23	PRE-2022
Cash Balance Reported to Excise Board June 30, 2022	\$ -	\$ 571.18
Opening Balance from Prior Year	\$ 571.18	\$ 571.18
Cash Fund Balance Transferred Out	\$ -	\$ -
Cash Fund Balance Transferred In	\$ -	\$ -
Adjusted Cash Balance	\$ 571.18	\$ -
Ad Valorem Tax Apportioned To Year In Caption	\$ -	\$ -
Sources of Revenue		
9000 Interest, Mortgage Tax	\$ -	\$ -
9100 Local Revenues	\$ -	\$ -
9200 State Revenues	\$ -	\$ -
9300 Federal Revenues	\$ -	\$ -
9400 Miscellaneous Revenues	\$ -	\$ -
9500 Special Assessments	\$ -	\$ -
9600 Other Revenues	\$ -	\$ -
9700 School Revenues	\$ -	\$ -
All Other Non-Tax Revenues	\$ -	\$ -
Sales Tax and Sales Tax Interest	\$ -	\$ -
Cash Fund Balance Forward From Preceding Year	\$ -	\$ -
Prior Expenditures Recovered	\$ -	\$ -
TOTAL RECEIPTS	\$ -	\$ -
TOTAL RECEIPTS AND BALANCE	\$ 571.18	\$ -
Warrants of Year in Caption	\$ -	\$ -
Interest Paid Thereon	\$ -	\$ -
TOTAL DISBURSEMENTS	\$ -	\$ -
CASH BALANCE JUNE 30, 2023	\$ 571.18	\$ -
Reserve for Warrants Outstanding	\$ -	\$ -
Reserve for Interest on Warrants	\$ -	\$ -
Reserves From Schedule 8	\$ -	\$ -
TOTAL LIABILITES AND RESERVE	\$ -	\$ -
DEFICIT:	\$ -	\$ -
CASH BALANCE FORWARD TO NEXT YEAR	\$ 571.18	\$ -

Schedule 9: Estray Animals Fund Summary of Expenses				
Total for Expenses	Net Appropriations July 1, 2023	Warrants Issued	Reserves	Approved by County Excise
1100 Total Salaries	\$ -	\$ -	\$ -	\$ -
1200 Fringe Benefits	\$ -	\$ -	\$ -	\$ -
1300 Travel Related	\$ -	\$ -	\$ -	\$ -
2000 Total Maintenance & Operations	\$ 571.18	\$ -	\$ -	\$ 571.18
4100 Total Machinery & Equipment, Capital Outlay	\$ -	\$ -	\$ -	\$ -
All Other Expenses	\$ -	\$ -	\$ -	\$ -
TOTAL EXPENDITURES 2022-23 FISCAL YEAR	\$ 571.18	\$ -	\$ -	\$ 571.18

CHANGE FUND COVERING THE PERIOD 7/1/2022 TO 6/30/2023
ESTIMATE OF NEEDS FOR 2023-2024

CHANGE FUND

M-7508

Schedule 1: Current Balance Sheet - June 30, 2023	
ASSETS:	
Cash Balances	\$ 725.00
Investments	\$ -
TOTAL ASSETS	\$ 725.00
LIABILITIES AND RESERVES:	
Warrants Outstanding	\$ -
Reserve for Interest on Warrants	\$ -
Reserves From Schedule 3	\$ -
TOTAL LIABILITIES AND RESERVES	\$ -
CASH FUND BALANCE JUNE 30, 2023	\$ 725.00
TOTAL LIABILITIES, RESERVES AND CASH FUND BALANCE	\$ 725.00

Schedule 5: Change Fund Fund Balance Sheet of Current and All Prior Years		
CURRENT AND ALL PRIOR YEARS	2022-23	PRE-2022
Cash Balance Reported to Excise Board June 30, 2022	\$ -	\$ 725.00
Opening Balance from Prior Year	\$ 725.00	\$ 725.00
Cash Fund Balance Transferred Out	\$ -	\$ -
Cash Fund Balance Transferred In	\$ -	\$ -
Adjusted Cash Balance	\$ 725.00	\$ -
Ad Valorem Tax Apportioned To Year In Caption	\$ -	\$ -
Sources of Revenue		
9000 Interest, Mortgage Tax	\$ -	\$ -
9100 Local Revenues	\$ -	\$ -
9200 State Revenues	\$ -	\$ -
9300 Federal Revenues	\$ -	\$ -
9400 Miscellaneous Revenues	\$ -	\$ -
9500 Special Assessments	\$ -	\$ -
9600 Other Revenues	\$ -	\$ -
9700 School Revenues	\$ -	\$ -
All Other Non-Tax Revenues	\$ -	\$ -
Sales Tax and Sales Tax Interest	\$ -	\$ -
Cash Fund Balance Forward From Preceding Year	\$ -	\$ -
Prior Expenditures Recovered	\$ -	\$ -
TOTAL RECEIPTS	\$ -	\$ -
TOTAL RECEIPTS AND BALANCE	\$ 725.00	\$ -
Warrants of Year in Caption	\$ -	\$ -
Interest Paid Thereon	\$ -	\$ -
TOTAL DISBURSEMENTS	\$ -	\$ -
CASH BALANCE JUNE 30, 2023	\$ 725.00	\$ -
Reserve for Warrants Outstanding	\$ -	\$ -
Reserve for Interest on Warrants	\$ -	\$ -
Reserves From Schedule 8	\$ -	\$ -
TOTAL LIABILITES AND RESERVE	\$ -	\$ -
DEFICIT:	\$ -	\$ -
CASH BALANCE FORWARD TO NEXT YEAR	\$ 725.00	\$ -

Schedule 9: Change Fund Fund Summary of Expenses				
Total for Expenses	Net Appropriations July 1, 2023	Warrants Issued	Reserves	Approved by County Excise
1100 Total Salaries	\$ -	\$ -	\$ -	\$ -
1200 Fringe Benefits	\$ -	\$ -	\$ -	\$ -
1300 Travel Related	\$ -	\$ -	\$ -	\$ -
2000 Total Maintenance & Operations	\$ 725.00	\$ -	\$ -	\$ 725.00
4100 Total Machinery & Equipment, Capital Outlay	\$ -	\$ -	\$ -	\$ -
All Other Expenses	\$ -	\$ -	\$ -	\$ -
TOTAL EXPENDITURES 2022-23 FISCAL YEAR	\$ 725.00	\$ -	\$ -	\$ 725.00

M-7605

EDUCATIONAL TRUST

Schedule 1: Current Balance Sheet - June 30, 2023	
ASSETS:	
Cash Balances	\$ 75,414.00
Investments	\$ -
TOTAL ASSETS	\$ 75,414.00
LIABILITIES AND RESERVES:	
Warrants Outstanding	\$ -
Reserve for Interest on Warrants	\$ -
Reserves From Schedule 3	\$ -
TOTAL LIABILITIES AND RESERVES	\$ -
CASH FUND BALANCE JUNE 30, 2023	\$ 75,414.00
TOTAL LIABILITIES, RESERVES AND CASH FUND BALANCE	\$ 75,414.00

Schedule 5: Educational Trust Fund Balance Sheet of Current and All Prior Years		
CURRENT AND ALL PRIOR YEARS	2022-23	PRE-2022
Cash Balance Reported to Excise Board June 30, 2022	\$ -	\$ 64,304.00
Opening Balance from Prior Year	\$ 64,304.00	\$ 64,304.00
Cash Fund Balance Transferred Out	\$ -	\$ -
Cash Fund Balance Transferred In	\$ -	\$ -
Adjusted Cash Balance	\$ 64,304.00	\$ -
Ad Valorem Tax Apportioned To Year In Caption	\$ -	\$ -
Sources of Revenue		
9000 Interest, Mortgage Tax	\$ -	\$ -
9100 Local Revenues	\$ -	\$ -
9200 State Revenues	\$ -	\$ -
9300 Federal Revenues	\$ -	\$ -
9400 Miscellaneous Revenues	\$ 16,360.00	\$ -
9500 Special Assessments	\$ -	\$ -
9600 Other Revenues	\$ -	\$ -
9700 School Revenues	\$ -	\$ -
All Other Non-Tax Revenues	\$ -	\$ -
Sales Tax and Sales Tax Interest	\$ -	\$ -
Cash Fund Balance Forward From Preceding Year	\$ -	\$ -
Prior Expenditures Recovered	\$ -	\$ -
TOTAL RECEIPTS	\$ 16,360.00	\$ -
TOTAL RECEIPTS AND BALANCE	\$ 80,664.00	\$ -
Warrants of Year in Caption	\$ 5,250.00	\$ -
Interest Paid Thereon	\$ -	\$ -
TOTAL DISBURSEMENTS	\$ 5,250.00	\$ -
CASH BALANCE JUNE 30, 2023	\$ 75,414.00	\$ -
Reserve for Warrants Outstanding	\$ -	\$ -
Reserve for Interest on Warrants	\$ -	\$ -
Reserves From Schedule 8	\$ -	\$ -
TOTAL LIABILITES AND RESERVE	\$ -	\$ -
DEFICIT:	\$ -	\$ -
CASH BALANCE FORWARD TO NEXT YEAR	\$ 75,414.00	\$ -

Schedule 9: Educational Trust Fund Summary of Expenses				
Total for Expenses	Net Appropriations July 1, 2023	Warrants Issued	Reserves	Approved by County Excise
1100 Total Salaries	\$ -	\$ -	\$ -	\$ -
1200 Fringe Benefits	\$ -	\$ -	\$ -	\$ -
1300 Travel Related	\$ -	\$ -	\$ -	\$ -
2000 Total Maintenance & Operations	\$ 80,664.00	\$ 5,250.00	\$ -	\$ 75,414.00
4100 Total Machinery & Equipment, Capital Outlay	\$ -	\$ -	\$ -	\$ -
All Other Expenses	\$ -	\$ -	\$ -	\$ -
TOTAL EXPENDITURES 2022-23 FISCAL YEAR	\$ 80,664.00	\$ 5,250.00	\$ -	\$ 75,414.00

INDEPENDENT SCHOOL REMIT COVERING THE PERIOD 7/1/2022 TO 6/30/2023
ESTIMATE OF NEEDS FOR 2023-2024

INDEPENDENT SCHOOL REMIT

M-7702

Schedule 1: Current Balance Sheet - June 30, 2023	
ASSETS:	
Cash Balances	\$ 83,652.34
Investments	\$ -
TOTAL ASSETS	\$ 83,652.34
LIABILITIES AND RESERVES:	
Warrants Outstanding	\$ -
Reserve for Interest on Warrants	\$ -
Reserves From Schedule 3	\$ -
TOTAL LIABILITIES AND RESERVES	\$ -
CASH FUND BALANCE JUNE 30, 2023	\$ 83,652.34
TOTAL LIABILITIES, RESERVES AND CASH FUND BALANCE	\$ 83,652.34

Schedule 5: Independent School Remit Fund Balance Sheet of Current and All Prior Years		
CURRENT AND ALL PRIOR YEARS	2022-23	PRE-2022
Cash Balance Reported to Excise Board June 30, 2022	\$ -	\$ 66,836.62
Opening Balance from Prior Year	\$ 66,836.62	\$ 66,836.62
Cash Fund Balance Transferred Out	\$ -	\$ -
Cash Fund Balance Transferred In	\$ -	\$ -
Adjusted Cash Balance	\$ 66,836.62	\$ -
Ad Valorem Tax Apportioned To Year In Caption	\$ 6,203,025.61	\$ -
Sources of Revenue		
9000 Interest, Mortgage Tax	\$ 369,101.73	\$ -
9100 Local Revenues	\$ 5,767.54	\$ -
9200 State Revenues	\$ 2,613.42	\$ -
9300 Federal Revenues	\$ -	\$ -
9400 Miscellaneous Revenues	\$ -	\$ -
9500 Special Assessments	\$ -	\$ -
9600 Other Revenues	\$ -	\$ -
9700 School Revenues	\$ -	\$ -
All Other Non-Tax Revenues	\$ -	\$ -
Sales Tax and Sales Tax Interest	\$ -	\$ -
Cash Fund Balance Forward From Preceding Year	\$ -	\$ -
Prior Expenditures Recovered	\$ -	\$ -
TOTAL RECEIPTS	\$ 6,580,508.30	\$ -
TOTAL RECEIPTS AND BALANCE	\$ 6,647,344.92	\$ -
Warrants of Year in Caption	\$ 6,563,692.58	\$ -
Interest Paid Thereon	\$ -	\$ -
TOTAL DISBURSEMENTS	\$ 6,563,692.58	\$ -
CASH BALANCE JUNE 30, 2023	\$ 83,652.34	\$ -
Reserve for Warrants Outstanding	\$ -	\$ -
Reserve for Interest on Warrants	\$ -	\$ -
Reserves From Schedule 8	\$ -	\$ -
TOTAL LIABILITES AND RESERVE	\$ -	\$ -
DEFICIT:	\$ -	\$ -
CASH BALANCE FORWARD TO NEXT YEAR	\$ 83,652.34	\$ -

Schedule 9: Independent School Remit Fund Summary of Expenses				
Total for Expenses	Net Appropriations July 1, 2023	Warrants Issued	Reserves	Approved by County Excise
1100 Total Salaries	\$ -	\$ -	\$ -	\$ -
1200 Fringe Benefits	\$ -	\$ -	\$ -	\$ -
1300 Travel Related	\$ -	\$ -	\$ -	\$ -
2000 Total Maintenance & Operations	\$ -	\$ -	\$ -	\$ -
4100 Total Machinery & Equipment, Capital Outlay	\$ -	\$ -	\$ -	\$ -
All Other Expenses	\$ 6,647,344.92	\$ 6,563,692.58	\$ -	\$ 83,652.34
TOTAL EXPENDITURES 2022-23 FISCAL YEAR	\$ 6,647,344.92	\$ 6,563,692.58	\$ -	\$ 83,652.34

M-7703

MUNICIPAL-CITY-TOWN REMIT

Schedule I: Current Balance Sheet - June 30, 2023

ASSETS:	
Cash Balances	\$ 18,923.08
Investments	\$ -
TOTAL ASSETS	\$ 18,923.08
LIABILITIES AND RESERVES:	
Warrants Outstanding	\$ -
Reserve for Interest on Warrants	\$ -
Reserves From Schedule 3	\$ -
TOTAL LIABILITIES AND RESERVES	\$ -
CASH FUND BALANCE JUNE 30, 2023	\$ 18,923.08
TOTAL LIABILITIES, RESERVES AND CASH FUND BALANCE	\$ 18,923.08

Schedule 5: Municipal-City-Town Remit Fund Balance Sheet of Current and All Prior Years

CURRENT AND ALL PRIOR YEARS	2022-23	PRE-2022
Cash Balance Reported to Excise Board June 30, 2022	\$ -	\$ 21,343.27
Opening Balance from Prior Year	\$ 21,343.27	\$ 21,343.27
Cash Fund Balance Transferred Out	\$ -	\$ -
Cash Fund Balance Transferred In	\$ -	\$ -
Adjusted Cash Balance	\$ 21,343.27	\$ -
Ad Valorem Tax Apportioned To Year In Caption	\$ -	\$ -
Sources of Revenue		
9000 Interest, Mortgage Tax	\$ -	\$ -
9100 Local Revenues	\$ -	\$ -
9200 State Revenues	\$ 220,239.40	\$ -
9300 Federal Revenues	\$ -	\$ -
9400 Miscellaneous Revenues	\$ -	\$ -
9500 Special Assessments	\$ 10,639.57	\$ -
9600 Other Revenues	\$ -	\$ -
9700 School Revenues	\$ -	\$ -
All Other Non-Tax Revenues	\$ -	\$ -
Sales Tax and Sales Tax Interest	\$ -	\$ -
Cash Fund Balance Forward From Preceding Year	\$ -	\$ -
Prior Expenditures Recovered	\$ -	\$ -
TOTAL RECEIPTS	\$ 230,878.97	\$ -
TOTAL RECEIPTS AND BALANCE	\$ 252,222.24	\$ -
Warrants of Year in Caption	\$ 233,299.16	\$ -
Interest Paid Thereon	\$ -	\$ -
TOTAL DISBURSEMENTS	\$ 233,299.16	\$ -
CASH BALANCE JUNE 30, 2023	\$ 18,923.08	\$ -
Reserve for Warrants Outstanding	\$ -	\$ -
Reserve for Interest on Warrants	\$ -	\$ -
Reserves From Schedule 8	\$ -	\$ -
TOTAL LIABILITES AND RESERVE	\$ -	\$ -
DEFICIT:	\$ -	\$ -
CASH BALANCE FORWARD TO NEXT YEAR	\$ 18,923.08	\$ -

Schedule 9: Municipal-City-Town Remit Fund Summary of Expenses

Total for Expenses	Net Appropriations July 1, 2023	Warrants Issued	Reserves	Approved by County Excise
1100 Total Salaries	\$ -	\$ -	\$ -	\$ -
1200 Fringe Benefits	\$ -	\$ -	\$ -	\$ -
1300 Travel Related	\$ -	\$ -	\$ -	\$ -
2000 Total Maintenance & Operations	\$ -	\$ -	\$ -	\$ -
4100 Total Machinery & Equipment, Capital Outlay	\$ -	\$ -	\$ -	\$ -
All Other Expenses	\$ 252,222.24	\$ 233,299.16	\$ -	\$ 18,923.08
TOTAL EXPENDITURES 2022-23 FISCAL YEAR	\$ 252,222.24	\$ 233,299.16	\$ -	\$ 18,923.08

M-7704

EMERGENCY MEDICAL SERVICE DISTRICT (EMS-522) REMIT

Schedule 1: Current Balance Sheet - June 30, 2023	
ASSETS:	
Cash Balances	\$ -
Investments	\$ -
TOTAL ASSETS	\$ -
LIABILITIES AND RESERVES:	
Warrants Outstanding	\$ -
Reserve for Interest on Warrants	\$ -
Reserves From Schedule 3	\$ -
TOTAL LIABILITIES AND RESERVES	\$ -
CASH FUND BALANCE JUNE 30, 2023	\$ -
TOTAL LIABILITIES, RESERVES AND CASH FUND BALANCE	\$ -

Schedule 5: Emergency Medical Service District (Ems-522) Remit Fund Balance Sheet of Current and All Prior Years		
CURRENT AND ALL PRIOR YEARS	2022-23	PRE-2022
Cash Balance Reported to Excise Board June 30, 2022	\$ -	\$ -
Opening Balance from Prior Year	\$ -	\$ -
Cash Fund Balance Transferred Out	\$ -	\$ -
Cash Fund Balance Transferred In	\$ -	\$ -
Adjusted Cash Balance	\$ -	\$ -
Ad Valorem Tax Apportioned To Year In Caption	\$ 58.06	\$ -
Sources of Revenue		
9000 Interest, Mortgage Tax	\$ -	\$ -
9100 Local Revenues	\$ -	\$ -
9200 State Revenues	\$ -	\$ -
9300 Federal Revenues	\$ -	\$ -
9400 Miscellaneous Revenues	\$ -	\$ -
9500 Special Assessments	\$ -	\$ -
9600 Other Revenues	\$ -	\$ -
9700 School Revenues	\$ -	\$ -
All Other Non-Tax Revenues	\$ -	\$ -
Sales Tax and Sales Tax Interest	\$ -	\$ -
Cash Fund Balance Forward From Preceding Year	\$ -	\$ -
Prior Expenditures Recovered	\$ -	\$ -
TOTAL RECEIPTS	\$ 58.06	\$ -
TOTAL RECEIPTS AND BALANCE	\$ 58.06	\$ -
Warrants of Year in Caption	\$ 58.06	\$ -
Interest Paid Thereon	\$ -	\$ -
TOTAL DISBURSEMENTS	\$ 58.06	\$ -
CASH BALANCE JUNE 30, 2023	\$ -	\$ -
Reserve for Warrants Outstanding	\$ -	\$ -
Reserve for Interest on Warrants	\$ -	\$ -
Reserves From Schedule 8	\$ -	\$ -
TOTAL LIABILITES AND RESERVE	\$ -	\$ -
DEFICIT:	\$ -	\$ -
CASH BALANCE FORWARD TO NEXT YEAR	\$ -	\$ -

Schedule 9: Emergency Medical Service District (Ems-522) Remit Fund Summary of Expenses				
Total for Expenses	Net Appropriations July 1, 2023	Warrants Issued	Reserves	Approved by County Excise
1100 Total Salaries	\$ -	\$ -	\$ -	\$ -
1200 Fringe Benefits	\$ -	\$ -	\$ -	\$ -
1300 Travel Related	\$ -	\$ -	\$ -	\$ -
2000 Total Maintenance & Operations	\$ -	\$ -	\$ -	\$ -
4100 Total Machinery & Equipment, Capital Outlay	\$ -	\$ -	\$ -	\$ -
All Other Expenses	\$ 58.06	\$ 58.06	\$ -	\$ -
TOTAL EXPENDITURES 2022-23 FISCAL YEAR	\$ 58.06	\$ 58.06	\$ -	\$ -

M-7706

CAREER TECH REMIT

Schedule 1: Current Balance Sheet - June 30, 2023	
ASSETS:	
Cash Balances	\$ 14,493.58
Investments	\$ -
TOTAL ASSETS	\$ 14,493.58
LIABILITIES AND RESERVES:	
Warrants Outstanding	\$ -
Reserve for Interest on Warrants	\$ -
Reserves From Schedule 3	\$ -
TOTAL LIABILITIES AND RESERVES	\$ -
CASH FUND BALANCE JUNE 30, 2023	\$ 14,493.58
TOTAL LIABILITIES, RESERVES AND CASH FUND BALANCE	\$ 14,493.58

Schedule 5: Career Tech Remit Fund Balance Sheet of Current and All Prior Years		
CURRENT AND ALL PRIOR YEARS	2022-23	PRE-2022
Cash Balance Reported to Excise Board June 30, 2022	\$ -	\$ 7,973.12
Opening Balance from Prior Year	\$ 7,973.12	\$ 7,973.12
Cash Fund Balance Transferred Out	\$ -	\$ -
Cash Fund Balance Transferred In	\$ -	\$ -
Adjusted Cash Balance	\$ 7,973.12	\$ -
Ad Valorem Tax Apportioned To Year In Caption	\$ 1,176,798.41	\$ -
Sources of Revenue		
9000 Interest, Mortgage Tax	\$ -	\$ -
9100 Local Revenues	\$ -	\$ -
9200 State Revenues	\$ 479.16	\$ -
9300 Federal Revenues	\$ -	\$ -
9400 Miscellaneous Revenues	\$ -	\$ -
9500 Special Assessments	\$ -	\$ -
9600 Other Revenues	\$ -	\$ -
9700 School Revenues	\$ -	\$ -
All Other Non-Tax Revenues	\$ -	\$ -
Sales Tax and Sales Tax Interest	\$ -	\$ -
Cash Fund Balance Forward From Preceding Year	\$ -	\$ -
Prior Expenditures Recovered	\$ -	\$ -
TOTAL RECEIPTS	\$ 1,177,277.57	\$ -
TOTAL RECEIPTS AND BALANCE	\$ 1,185,250.69	\$ -
Warrants of Year in Caption	\$ 1,170,757.11	\$ -
Interest Paid Thereon	\$ -	\$ -
TOTAL DISBURSEMENTS	\$ 1,170,757.11	\$ -
CASH BALANCE JUNE 30, 2023	\$ 14,493.58	\$ -
Reserve for Warrants Outstanding	\$ -	\$ -
Reserve for Interest on Warrants	\$ -	\$ -
Reserves From Schedule 8	\$ -	\$ -
TOTAL LIABILITES AND RESERVE	\$ -	\$ -
DEFICIT:	\$ -	\$ -
CASH BALANCE FORWARD TO NEXT YEAR	\$ 14,493.58	\$ -

Schedule 9: Career Tech Remit Fund Summary of Expenses				
Total for Expenses	Net Appropriations July 1, 2023	Warrants Issued	Reserves	Approved by County Excise
1100 Total Salaries	\$ -	\$ -	\$ -	\$ -
1200 Fringe Benefits	\$ -	\$ -	\$ -	\$ -
1300 Travel Related	\$ -	\$ -	\$ -	\$ -
2000 Total Maintenance & Operations	\$ -	\$ -	\$ -	\$ -
4100 Total Machinery & Equipment, Capital Outlay	\$ -	\$ -	\$ -	\$ -
All Other Expenses	\$ 1,185,250.69	\$ 1,170,757.11	\$ -	\$ 14,493.58
TOTAL EXPENDITURES 2022-23 FISCAL YEAR	\$ 1,185,250.69	\$ 1,170,757.11	\$ -	\$ 14,493.58

Statement of Receipts, Disbursements, and Changes in Cash Balances
Exhibit W

County Funds	Beginning Cash Balance July 1	Receipts Apportioned	Transfers In	Transfers Out	Disbursements	Ending Cash Balance June 30
Exhibit A	\$ 3,076,493.91	\$ 4,740,976.12	\$ 190.90	\$ 8,859.09	\$ 4,146,999.45	\$ 3,661,802.39
Exhibit B	\$ 0.00	\$ 0.00	\$ 0.00	\$ 0.00	\$ 0.00	\$ 0.00
Exhibit D	\$ 1,371,910.99	\$ 2,619,323.29	\$ 0.00	\$ 190.00	\$ 2,266,233.03	\$ 1,724,811.25
Exhibit E	\$ 745,701.94	\$ 282,591.52	\$ 0.00	\$ 0.00	\$ 265,371.26	\$ 762,922.20
Total Exhibit G's	\$ 0.00	\$ 0.90	\$ 0.00	\$ 0.90	\$ 0.00	\$ 0.00
Total Exhibit H's	\$ 0.00	\$ 0.00	\$ 0.00	\$ 0.00	\$ 0.00	\$ 0.00
Total Exhibit I's	\$ 5,348,285.77	\$ 7,678,029.62	\$ 8,545.89	\$ 0.00	\$ 3,972,936.99	\$ 9,061,924.29
Total Exhibit I.ST's	\$ 1,005,422.39	\$ 2,019,537.01	\$ 0.00	\$ 0.00	\$ 1,413,097.47	\$ 1,611,861.93
Total Exhibit J's	\$ 0.00	\$ 0.00	\$ 0.00	\$ 0.00	\$ 0.00	\$ 0.00
Total Exhibit K's	\$ 0.00	\$ 0.00	\$ 0.00	\$ 0.00	\$ 0.00	\$ 0.00
Total Exhibit L's	\$ 0.00	\$ 0.00	\$ 0.00	\$ 0.00	\$ 0.00	\$ 0.00
Total Exhibit M's	\$ 276,052.52	\$ 8,163,145.14	\$ 2,115.67	\$ 10,183.49	\$ 8,093,698.72	\$ 337,431.12
Total Amounts	\$ 11,823,867.52	\$ 25,503,603.60	\$ 10,852.46	\$ 19,233.48	\$ 20,158,336.92	\$ 17,160,753.18

Calculation of the Maximum Budget available using
the Estimated Valuations, Miscellaneous Revenues, and Carryover
Exhibit X

	General Fund		
	Unrestricted	Sales Tax	Total
General Fund Mill Levy	10.37	0.00	
Total Estimated Assessed Valuation	\$ 112,931,408.00		
Gross Ad Valorem Tax Levy	\$ 1,171,098.70		
Reserve for Delinquency Reserve Percentage 10%	\$ 106,463.52		
Net Ad Valorem Tax Levy	\$ 1,064,635.18		\$ 1,064,635.18
Cash fund balance, June 30	\$ 1,389,975.17	\$ 2,069,351.48	\$ 3,459,326.65
Miscellaneous Revenue	\$ 2,986,929.95	\$ 0.00	\$ 2,986,929.95
Total Available for Appropriations	\$ 5,441,540.30	\$ 2,069,351.48	\$ 7,510,891.78

CERTIFICATE OF EXCISE BOARD
ESTIMATE OF NEEDS FOR 2023-2024

STATE OF OKLAHOMA, COUNTY OF CRAIG

We, the members of the Excise Board of said County and State, do hereby certify that we have examined the foregoing estimates of proposed current expenses for the ensuing fiscal year as filed with the Board of County Commissioners, and those directly under, or in contractual relationship with, the Board of County Commissioners; we have ascertained from the Financial Statements submitted therewith the amount of Surplus Balances of Cash on Hand; we have considered the uncollected ad valorem taxes of the previous year or years; and we have ascertained that the probable Income estimated to be collected from all sources other than ad valorem taxation may reasonably be expected as a revenue for the ensuing fiscal year, and that the same does not exceed 90% of the actual collection from such sources for the previous fiscal year.

In so doing, we have diligently performed the duties imposed upon the Excise Board by 68 O.S. 1991 Section 3007, (1) ascertaining that the financial statements, as to statistics therein contained reflect the true fiscal condition at the close of the fiscal year, or caused the same to be corrected so to show; (2) struck from the estimate of needs so submitted any items not authorized by law and reduced to the sum authorized by law any items restricted by statute as to the amount lawfully expendable therefore; (3) supplemented such estimate, after proper publication, by an estimate of needs prepared by this Excise Board to make provision for mandatory governmental functions where the estimate submitted wholly failed or was deemed inadequate to fulfill the mandate of the Constitutions or of the Legislature; (4) computed the total means available to each fund in the manner provided; and (5) then and only thereafter.

Accordingly, we have and do hereby appropriate the Surplus Balances of Cash on Hand, and the Revenues and Levies hereinafter set forth for each Fund to the several and specific purposes named in such estimates, by each, to the intent and purpose that CONSTITUTIONAL GOVERNMENTAL FUNCTIONS shall be first assured and provided for, and subsequently to provide for Legislative Governmental Functions insofar as to the available Surpluses, Revenues and Levies will permit; and we have provided also that the Levies are in excess of the amount appropriated to needs after deducting the surplus cash balance on hand, and Estimated Revenues other than tax, by the percentage and amount or reserve for delinquent tax as hereinafter set forth, which we have determined in the manner provided by law.

We further certify that we have examined the within statements of account and estimated needs or requirements of the Governing Board of Craig County, in relation to the Sinking Fund or Funds thereof, and after finding the same correct or having caused the same to be corrected pursuant to 68 O. S. 1991 Section 3009, have approved the requirements therefor to fulfill the conditions of Section 26 and 28 of Article 10, Oklahoma Constitution, and have made and certified a tax levy therefor to the extent of the excess of said total requirements over any other legal deduction, including a reserve of caused the same to be corrected pursuant to 68 O. S. 1991 Section 3009, have approved the requirements therefor to fulfill the conditions of Section 26 and 28 of Article 10, Oklahoma Constitution, and have made and certified a tax levy therefor to the extent of the excess of said total requirements over any other legal deduction, including a reserve for delinquent taxes.

CERTIFICATE OF EXCISE BOARD
ESTIMATE OF NEEDS FOR 2023-2024

EXHIBIT "Y"	General Fund	Health Department	Sinking Fund (Exc. Homesteads)
County Excise Board's Appropriation of Income and Revenue			
Appropriation Approved & Provision Made	\$ 7,510,891.78	\$ 996,484.87	\$ -
Appropriation of Revenues	\$ -	\$ -	\$ -
Excess of Assets Over Liabilities	\$ 3,459,326.65	\$ 730,582.73	\$ -
Unclaimed Protest Tax Refunds	\$ -	\$ -	\$ -
Revenues Approved by Excise Board	\$ 2,986,929.95	\$ -	\$ -
Est. Value of Surplus Tax in Process	\$ -	\$ -	\$ -
Sinking Fund Contributions	\$ -	\$ -	\$ -
Surplus Building Fund Cash	\$ -	\$ -	\$ -
Total Other Than 2023 Tax	\$ 6,446,256.60	\$ 730,582.73	\$ -
Balance Required	\$ 1,064,635.18	\$ 265,902.14	\$ -
Percent for Delinquency	10.0%	10.0%	0.0%
Added for Delinquency	\$ 106,463.52	\$ 26,590.21	\$ -
Total Required for 2023 Tax	\$ 1,171,098.70	\$ 292,492.35	\$ -
Rate of Levy Required and Certified (in Mills)	10.37	2.59	0.00

We further certify that the net assessed valuation of the Property, subject to ad valorem taxes, after the amount of all Homestead Exemptions have been deducted in the said County as finally equalized and certified by the State Board of Equalization for the current year 2023-2024 is as follows:

VALUATION AND LEVIES EXCLUDING HOMESTEADS				
County	Real	Personal	Public Service	Total
Total Valuation,	\$ 75,507,746.00	\$ 12,184,726.00	\$ 25,238,936.00	\$ 112,931,408.00

and that the assessed valuations herein certified have been used in computing the rates of mill levies and the proceeds thereof appropriated as aforesaid; and that having ascertained as aforesaid, the aggregate amount to be raised by ad valorem taxation, we thereupon made the levies therefor as provided by law as follows:

General Fund: 10.37 Mills	Health Dept: 2.59 Mills	Sinking Fund: 0.00 Mills	Sub-Total: 12.96 Mills
---------------------------	-------------------------	--------------------------	------------------------

Free Fair Budget Account (Levy Per Applicable Statute)	0.00 Mills;
Free Fair Improvement Budget Account (Net Proceeds of 1.00 Mill)	0.00 Mills;
Free Fair Additional Improvement Budget Account (Net Proceeds of 1.00 Mill)	0.00 Mills;
Library Budget Account (Net Proceeds of 1/2 of 1.00 Mill)	0.00 Mills;
Cooperative County/City-County Library Budget Account (1.00 to 4.00 Mills)	0.00 Mills;
County Cemetery (Prior To Aug. 15, 1933) Budget Account (Net Proceeds of 1/5 of 1.00 Mill)	0.00 Mills;
Public Buildings Budget Account (Not To Exceed 5.00 Mills)	0.00 Mills;
Emergency Medical Service (Not To Exceed 3.00 Mills)	0.00 Mills;
Total County Levies	12.96 Mills;
County Wide Levy For Schools (4.00 Mills)	4.15 Mills;
Total County Wide Levy	17.11 Mills;

and we do hereby order the above levies to be certified forthwith by the Secretary of this Board to the County Assessor of said County, in order that the County Assessor may immediately extend said levies upon the Tax Rolls for the year 2024 without regard to any protest that may be filed against any levies, as required by 68 O. S. 1991, Section 2869.


Dated at Okita, Oklahoma, this 6 day of November, 2023.

Nancy Carday
Excise Board Member

Bob Schmitt
Excise Board Chairman

James D. Higgins
Excise Board Member

James Malan
Excise Board Secretary



Craig County, 18
Statistical Data
2023-2024

Total Valuation		
Total Gross Valuation Real Property	\$	79,755,593.00
Total Homestead Exemption	\$	4,247,847.00
Total Real Property	\$	75,507,746.00
Total Personal Property	\$	12,184,726.00
Total Public Service Property	\$	25,238,936.00
Total Valuation of Property	\$	112,931,408.00

PUBLICATION SHEET - CRAIG COUNTY, OKLAHOMA
 FINANCIAL STATEMENT OF THE VARIOUS FUNDS FOR THE FISCAL YEAR ENDING JUNE 30, 2023, AND ESTIMATE OF NEEDS
 FOR THE FISCAL YEAR ENDING JUNE 30, 2024, OF THE GOVERNING BOARD OF
 CRAIG COUNTY, OKLAHOMA

Exhibit "Z"


Page 85

STATEMENT OF FINANCIAL CONDITION AS OF JUNE 30, 2023	General Fund	Health Fund	Sinking Fund
ASSETS:			
Cash Balance June 30, 2023	\$ 3,661,802.39	\$ 762,922.20	\$ -
Investments	\$ -	\$ -	\$ -
TOTAL ASSETS	\$ 3,661,802.39	\$ 762,922.20	\$ -
LIABILITIES AND RESERVES:			
Warrants Outstanding	\$ 165,137.57	\$ 10,935.95	\$ -
Reserves for Interest on Warrants	\$ -	\$ -	\$ -
Reserves from Schedule 8	\$ 37,338.17	\$ 21,403.52	\$ -
TOTAL LIABILITIES AND RESERVES	\$ 202,475.74	\$ 32,339.47	\$ -
CASH FUND BALANCE (Deficit) JUNE 30, 2023	\$ 3,459,326.65	\$ 730,582.73	\$ -
ESTIMATE OF NEEDS FOR FISCAL YEAR ENDING JUNE 30, 2024			
Grand Total Current Expense Needs	\$ 7,510,891.78	\$ 996,484.87	\$ -
Reserves for Interest on Warrants & Revaluation	\$ -	\$ -	\$ -
Total Required	\$ 7,510,891.78	\$ 996,484.87	\$ -
FINANCED:			
Cash Fund Balance	\$ 3,459,326.65	\$ 730,582.73	\$ -
Revenues Approved by Excise Board	\$ 2,986,929.95	\$ -	\$ -
Total Deductions	\$ 6,446,256.60	\$ 730,582.73	\$ -
Balance to Raise from Ad Valorem Tax	\$ 1,064,635.18	\$ 265,902.14	\$ -


CERTIFICATE - GOVERNING BOARD

STATE OF OKLAHOMA, COUNTY OF CRAIG, ss:


We, the undersigned duly elected, qualified Governing Officers of Craig County, Oklahoma, do hereby certify that at a meeting of the Governing Body of the said County, begun at the time provided by law for Counties and pursuant to the provisions of 68 O.S. 1991 Sec. 3002, the foregoing statement was prepared and is true and correct condition of the Financial Affairs of said County as reflected by the record of the County Clerk and Treasurer. We further certify that the forgoing estimate for current expenses for the fiscal year beginning July 1, 2023, and ending June 30, 2024, as shown are reasonably necessary for the proper conduct of the affairs of the said County, that the Estimate Income to be derived from sources other than ad valorem taxation does not exceed the lawfully authorized ration of the revenue derived from the same sources during the preceeding fiscal year.




 Chairman of Board




 County Clerk






 Commissioner

Subscribed and sworn as before me this
 _____ day of November, 2023.



 Commissioner



 Notary Public

CHELSY PIPER
 NOTARY PUBLIC - STATE OF OKLAHOMA
 MY COMMISSION EXPIRES AUG. 16, 2025
 COMMISSION # 17007602

Estimate of Needs by Appropriated Account for 2023-2024

Unrestricted Expenses for the General Fund:	Governmental Budget Accounts Fiscal Year 2023-2024	
	Needs as Estimated by Governing Board	Approved by County Excise Board
Department: 0400, Sheriff		
1110, Full time salaries	\$ 998,875.16	\$ 380,000.00
1130, Part Time salaries	\$ -	\$ -
1310, Travel	\$ 1,344.94	\$ -
2005, Maintenance & Operation	\$ 222,961.77	\$ -
4110, Capital Outlay	\$ 299,525.04	\$ -
Total for 0400, Sheriff	\$ 1,522,706.91	\$ 380,000.00
Department: 0600, Treasurer		
1110, Full time salaries	\$ 107,346.25	\$ 101,815.00
1310, Travel	\$ 9,600.00	\$ 9,600.00
2005, Maintenance & Operation	\$ 2,500.00	\$ 2,500.00
Total for 0600, Treasurer	\$ 119,446.25	\$ 113,915.00
Department: 0800, Commissioners		
1110, Full time salaries	\$ 36,000.00	\$ 35,200.00
1130, Part Time salaries	\$ -	\$ -
1310, Travel	\$ 1,000.00	\$ 1,000.00
2005, Maintenance & Operation	\$ 4,000.00	\$ 4,000.00
4110, Capital Outlay	\$ 2,500.00	\$ 2,500.00
Total for 0800, Commissioners	\$ 43,500.00	\$ 42,700.00
Department: 0820, District #2		
1110, Full time salaries	\$ 51,600.00	\$ -
1310, Travel	\$ 19,000.00	\$ -
Total for 0820, District #2	\$ 70,600.00	\$ -
Department: 1000, County Clerk		
1110, Full time salaries	\$ 168,240.00	\$ 165,840.00
1310, Travel	\$ 9,600.00	\$ 9,600.00
2005, Maintenance & Operation	\$ 25,000.00	\$ 25,000.00
2060, Printing	\$ 3,000.00	\$ 3,000.00
Total for 1000, County Clerk	\$ 205,840.00	\$ 203,440.00
Department: 1400, Court Clerk		
1110, Full time salaries	\$ 131,040.00	\$ 130,640.00
1310, Travel	\$ 6,000.00	\$ 6,000.00
Total for 1400, Court Clerk	\$ 137,040.00	\$ 136,640.00
Department: 1600, Assessor		
1110, Full time salaries	\$ 51,600.00	\$ 51,699.96
1310, Travel	\$ 10,800.00	\$ 10,800.00
2005, Maintenance & Operation	\$ 2,500.00	\$ 2,500.00
Total for 1600, Assessor	\$ 64,900.00	\$ 64,999.96
Department: 1700, Visual Inspection		
1110, Full time salaries	\$ 221,733.00	\$ 221,733.00
1310, Travel	\$ 14,000.00	\$ 14,000.00
2005, Maintenance & Operation	\$ 24,000.00	\$ 24,000.00
2020, Professional Services	\$ 14,000.00	\$ 14,000.00
Total for 1700, Visual Inspection	\$ 273,733.00	\$ 273,733.00
Department: 2000, General Government		
2005, Maintenance & Operation	\$ 225,000.00	\$ 225,000.00
2999, Contingencies	\$ 251,063.07	\$ 1,191,722.60
Total for 2000, General Government	\$ 476,063.07	\$ 1,416,722.60
Department: 2100, Excise Equalization		
1110, Full time salaries	\$ 3,000.00	\$ 3,000.00
1310, Travel	\$ 1,000.00	\$ 1,000.00
Total for 2100, Excise Equalization	\$ 4,000.00	\$ 4,000.00

Estimate of Needs by Appropriated Account for 2023-2024

Unrestricted Expenses for the General Fund:	Governmental Budget Accounts Fiscal Year 2023-2024	
	Needs as Estimated by Governing Board	Approved by County Excise Board
Department: 2200, Election Board		
1110, Full time salaries	\$ 80,640.00	\$ 79,040.00
1130, Part Time salaries	\$ 3,000.00	\$ 3,000.00
1310, Travel	\$ 2,000.00	\$ 2,000.00
2005, Maintenance & Operation	\$ 12,000.00	\$ 12,000.00
4110, Capital Outlay	\$ 400.00	\$ 400.00
Total for 2200, Election Board	\$ 98,040.00	\$ 96,440.00
Department: 2300, Insurance-Benefits		
1210, FICA	\$ 158,000.00	\$ 158,000.00
1221, OPERS - County portion	\$ 250,000.00	\$ 250,000.00
1222, Health Insurance	\$ 292,000.00	\$ 292,000.00
1233, Unemployment Compensation	\$ 18,776.23	\$ 18,776.23
1310, Travel	\$ 2,000.00	\$ 2,000.00
Total for 2300, Insurance-Benefits	\$ 720,776.23	\$ 720,776.23
Department: 2400, County Purchasing		
2005, Maintenance & Operation	\$ -	\$ -
Total for 2400, County Purchasing	\$ -	\$ -
Department: 2700, Emergency Management		
1110, Full time salaries	\$ 80,640.00	\$ 79,040.00
2005, Maintenance & Operation	\$ 5,000.00	\$ 5,000.00
Total for 2700, Emergency Management	\$ 85,640.00	\$ 84,040.00
Department: 3400, County Jail		
1110, Full time salaries	\$ 655,896.44	\$ -
1310, Travel	\$ 493.52	\$ -
2005, Maintenance & Operation	\$ 273,287.90	\$ -
4110, Capital Outlay	\$ 1,500.00	\$ -
Total for 3400, County Jail	\$ 931,177.86	\$ -
Department: 4500, County Audit Budget		
2020, Professional Services	\$ 23,374.11	\$ 23,374.11
Total for 4500, County Audit Budget	\$ 23,374.11	\$ 23,374.11
Total for Unrestricted Expenses for the General Fund:	\$ 4,776,837.43	\$ 3,560,780.90

Restricted Expenses for the General Fund:	Needs as Estimated by Governing Board	Approved by County Excise Board
Department: 8004, Sheriff-ST		
2005, Maintenance & Operation	\$ -	\$ 204,293.30
Total for 8004, Sheriff-ST	\$ -	\$ 204,293.30
Department: 8009, OSU Extension-ST		
1110, Full time salaries	\$ -	\$ 20,000.00
1310, Travel	\$ -	\$ 5,000.00
2005, Maintenance & Operation	\$ -	\$ 18,030.24
4110, Capital Outlay	\$ -	\$ 500.00
Total for 8009, OSU Extension-ST	\$ -	\$ 43,530.24
Department: 8018, Juvenile Shelter/Bureau-ST		
2020, Professional Services	\$ -	\$ 12,000.00
Total for 8018, Juvenile Shelter/Bureau-ST	\$ -	\$ 12,000.00
Department: 8020, General Government-ST		
2005, Maintenance & Operation	\$ -	\$ 416,816.15
Total for 8020, General Government-ST	\$ -	\$ 416,816.15

Estimate of Needs by Appropriated Account for 2023-2024

		Governmental Budget Accounts Fiscal Year 2023-2024	
Department: 8041, Highway District #1-ST			
2005, Maintenance & Operation	\$ -		\$ 774,572.67
Total for 8041, Highway District #1-ST	\$ -		\$ 774,572.67
Department: 8042, Highway District #2-ST			
2005, Maintenance & Operation	\$ -		\$ 1,410,978.43
Total for 8042, Highway District #2-ST	\$ -		\$ 1,410,978.43
Department: 8043, Highway District #3-ST			
2005, Maintenance & Operation	\$ -		\$ 676,508.43
Total for 8043, Highway District #3-ST	\$ -		\$ 676,508.43
Department: 8047, Free Fair Board-ST			
2005, Maintenance & Operation	\$ -		\$ 35,000.00
Total for 8047, Free Fair Board-ST	\$ -		\$ 35,000.00
Department: 8500, Ambulance Service Dist-ST, Assigned by County			
2005, Maintenance & Operation	\$ -		\$ 376,411.66
Total for 8500, Ambulance Service Dist-ST, Assigned by County	\$ -		\$ 376,411.66
Total for Restricted Expenses for the General Fund:	\$ -		\$ 3,950,110.88
Total General Fund Budget Requested		\$ 4,776,837.43	\$ 7,510,891.78

S. A. & I. No. 2633 (2009)

Current fiscal year

Date Certified

Taxable Year

20~~23~~24

November 7, 20~~23~~

2023

Craig COUNTY TAX LEVIES

FILED

NOV 09 2023

STATE AUDITOR & INSPECTOR

20~~23~~24

UNIT OF TAXATION	SCHOOL DIST	COUNTY				CITIES & TOWNS	EMS	SCHOOL DISTRICTS			VO-TECH <u>11</u>		VO-TECH <u> </u>		TOTAL
		General Fund	Sinking Fund	Health Fund	Common Fund	Sinking Fund	General Fund	General Fund	Building Fund	Sinking Fund	General Fund	Building Fund	General Fund	Building Fund	
Craig County		10.37		2.59	4.15										17.11
															0
White Oak	I-1	10.37		2.59	4.15			38.45	5.49		10.37	1.00			72.42
Ketchum	I-6	10.37		2.59	4.15			36.01	5.14	14.81	10.37	1.00			84.44
Ketchum (Mayes)								36.15	5.16	14.81	10.33	1.00			67.45
Ketchum (Delaware)								36.74	5.25	14.81					56.8
															0
Welch	I-17	10.37		2.59	4.15			35.66	5.09	17.95	10.37	1.00			87.18
Welch (Ottawa)								35.46	5.07	17.95	10.24	1.02			69.74
															0
Bluejacket	I-20	10.37		2.59	4.15			36.99	5.28	12.41	10.37	1.00			83.16
															0
Vinita	I-65	10.37		2.59	4.15			36.08	5.15	16.18	10.37	1.00			85.89
Vinita (Mayes)								37.40	5.34	16.18	10.33	1.00			70.25
															0
Chelsea (Rogers)	I-3	10.37		2.59	4.15			37.14	5.31	16.36	10.37	1.00			87.29
															0
Cleora (Delaware)	D-6	10.37		2.59	4.15		3.00	35.44	5.06	7.18	10.37	1.00			79.16
															0
Afton (Ottawa)	I-26	10.37		2.59	4.15			36.82	5.26	6.65	10.37	1.00			77.21
															0
															0
															0
															0

State of Oklahoma)
County of Craig) ss.

I, Tammy Malone, County Clerk for Craig County, Oklahoma, do hereby certify that the above levies are true and correct for the taxable year 20 .

Witness my hand and seal November 7, 2023

Tammy Malone
Craig County Clerk

